

To Be a **Good Company**



**TOKIO MARINE**  
INSURANCE GROUP

# ANNUAL REPORT

TOKIO MARINE  
INSURANCE VIETNAM | **2024**



# CONTENTS

## I. COMPANY UPDATE

### 1.1. MESSAGE FROM GD

### 1.2. OVERVIEW

- *Company Profile*
- *Overview*
- *History*
- *Management team*

### 1.3. PRODUCTS & SERVICES

### 1.4. FINANCIAL HIGHLIGHTS

### 1.5. CORPORATE SOCIAL RESPONSIBILITY

## B. 2024 AUDITED FINANCIAL STATEMENTS

- *General Information*
- *Balance sheet*
- *Income statement*
- *Cash flow statement*
- *Notes to the financial statements*

# MESSAGE FROM GENERAL DIRECTOR



In 2024, Tokio Marine Insurance Vietnam upheld our core philosophy “To Be a Good Company” by advancing key initiatives and driving operational efficiency across the organization.

By fiscal year-end, we recorded a Gross Written Premium of VND 1,037 billion — 102% of the prior year’s result — sustaining a five-year growth trend. The underwriting profit was recorded at VND 78.3 billion, 123% of last year’s performance. These results reflect strong TMIV teamwork and the continued trust and support from our valued partners and clients. I sincerely thank all employees and stakeholders for their contributions to our ongoing progress. Alongside business growth, TMIV has prioritized service improvement as well as client and community support. In 2024, when Typhoon Yagi caused extensive damage in

northern Vietnam, TMIV responded swiftly with pre-event risk alerts to clients and timely assistance during and after the storm to help clients minimize disruption and recover quickly. By the end of Mar. 2025, we recorded 237 claims cases from our corporate clients, having paid nearly VND 139 billion and continued working closely with clients to settle the remaining claims as quickly as possible. All departments, including Marketing and Claims, have been working tirelessly and collaboratively to support our valued clients in their time of need.

During the year, the Risk Engineering team launched new initiatives to add value for clients, including shock recorder surveys to improve cargo transport safety and risk assessments in emerging industries. The team also completed the “Enhancing Life Safety Skills” project for 2,000 students in Hanoi to equip young generation with essential safety skills against daily risks in life, aligned with Tokio Marine Group’s global sustainability efforts.

Besides, the Claims team partnered with ECSC, a specialist in insurance technology, to develop an e-claims system for casualty and motor insurance aimed at streamlining the settlement process for faster and better service.

Corporate governance was also strengthened, driven by strong top-level commitment and ongoing efforts from Compliance and Risk Management through frequent training and the Regional Compliance Day, which saw active staff participation.

Looking ahead, 2025 is expected to bring new opportunities, challenges, and risks in shaping a more sustainable insurance market in Vietnam. In step with other industry players, Tokio Marine Insurance Vietnam remains committed to strengthening our capabilities and investing in people and technology to accelerate innovation for the benefit of customers and society.

With best regards,  
General Director

**Mr. Yasuhiro Takeda**

# CORPORATE PROFILE

**Name** TOKIO MARINE INSURANCE VIETNAM COMPANY LIMITED

**Establishment** 1996

## Address

- **Head Office** • Room 601, 6th Floor, Sun Red River Building, No. 23 Phan Chu Trinh Street, Hoan Kiem District, Hanoi
- **Branch Office** • 14th Floor, Lim Tower 3, 29A Nguyen Dinh Chieu, Da Kao Ward, Dist. 1, Ho Chi Minh City
- **Rep Office** • Da Nang: 14th Floor, 249 Nguyen Van Linh, Thanh Khe Dist., Da Nang City  
Hai Phong: Harbor View Building, 12 Tran Phu, Ngo Quyen, Hai Phong

**Chapter capital** VND 300,000,000,000

**Member's Council** (Updated to 1/4/2025)

- **Chairman** • Chairman: Mr. Nguyen Quang Phi
- **Members** • Mr. Masafumi Mayumi - Vice Chairman  
• Mr. Koichi Tao - MC Member  
• Mr. Yasuhiro Takeda - MC Member and General Director  
• Ms. Tran Thi Thu Thuy - MC Member

## Capital Contributors

### Tokio Marine Asia (51%)

The Asia – Pacific Regional Head Quarter of Tokio Marine Holdings – a top-tier global insurance group established in Japan since 1879.

**Areas of business:** non-life insurance, life insurance, international insurance, financial and other businesses.

**Worldwide network:** Overseas offices in 43 countries and regions with over 43,000 employees.

Trademark

### Bao Viet Holdings (49%)

The leading & longest serving financial insurance group in Vietnam established since 1965 with countrywide network.

**Areas of business:** life insurance, non-life insurance, investment and other financial services.

**Countrywide network:** Over 170 branches & 700 transaction offices countrywide with over 6,000 employees.

# OVERVIEW

Established in 1996, Tokio Marine Insurance Vietnam (previously known as Bao Viet Tokio Marine Insurance) was the first foreign invested joint-venture in Vietnam with its current partners being Baoviet Holdings - a leading insurance group in Vietnam and Tokio Marine - a leading insurance giant insurance group in Japan. Tokio Marine Insurance Vietnam provides non-life insurance products and services for all international and domestic clients including both organizations and individuals in accordance with Viet Nam's Law.

## MISSION

Through the provision of the highest quality products and services, Tokio Marine Insurance Vietnam aims to deliver safety and security to all our customers, and contribute to the development of Vietnam society based on trust.

## VISION

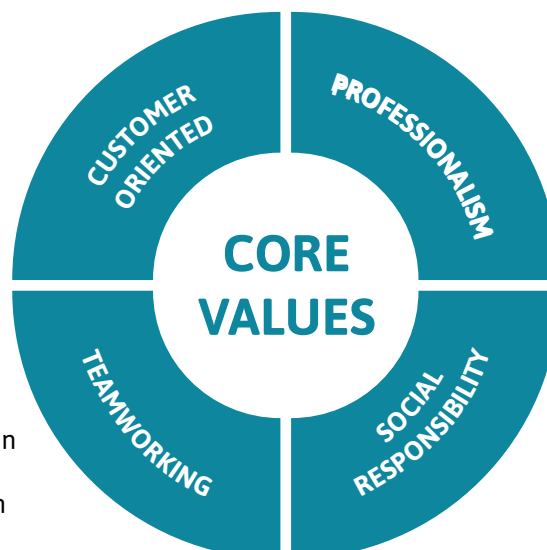
We, Tokio Marine Insurance Vietnam strives to be selected by our valued customers and partners as a Best Quality insurance company in Vietnam.

### CUSTOMER ORIENTED

- Set customer trust as the foundation of all our activities
- Stand on the customer's side
- Be innovative to customer's needs

### TEAMWORKING

- Respect our people
- Enhance effective communication and collaboration
- Maximize our ability as one team



### PROFESSIONALISM

- Pursue our quality all the time
- Be compliant and do the right things
- Be responsible with strong commitment

### SOCIAL RESPONSIBILITY

- Be a good corporate citizen in Vietnam
- Contribute to the development of Vietnamese society

# HISTORY

## 05 AUG 1996

Vietnam International Assurance Company (VIA) was established by 3 shareholders: Bao Viet (51%), Commercial Union (24.5%) and Tokio Marine (24.5%), being the very first insurer with foreign investment in Vietnam. The Company had the legal capital of USD 6,000,000 and was based in Ho Chi Minh City

10 people

## 14 JAN 2009

The Chartered capital was VND 300,000,000,000. The Company acquired full business license to provide insurance services to all clients in Vietnam

76 people

## 04 SEP 2009

Head Office was relocated to Hanoi

76 people

## 24 APR 2012

A Representative Office was established in Hai Phong

91 people

## 08 JULY 2016

Tokio Marine increased share in BVTM from 49% to 51%

103 people

## 20 AUG 2020

COMPANY NAME CHANGE

The company had its corporate name and brand identity changed. The name was changed from "Bao Viet Tokio Marine Insurance Co. Ltd." to "Tokio Marine Insurance Vietnam Co. Ltd."

138 people

## 19 DEC 1997

Hanoi Branch Office was established and started market penetration in the North of Vietnam

## 09 DEC 2002

Tokio Marine Asia purchased the shares of Commercial Union. Since then, the capital ratio has been 49% from Tokio Marine Asia and 51% from Bao Viet Holdings

18 people

## 25 MAY 2009

A Representative Office was established in Da Nang

76 people

## 10 SEP 2010

Vietnam International Assurance Company was renamed to "Baoviet Tokio Marine Insurance Joint Venture Company"

79 people

## 01 JULY 2013

The company has changed its name from Bao Viet Tokio Marine Insurance Joint Venture Company into Bao Viet Tokio Marine Insurance Company Limited

99 people

## 5 AUG 2024

28 YEARS OF DEVELOPMENT

175 people

# MEMBERS' COUNCIL



Mr. Nguyen Quang Phi  
Chairperson



Mr. Masafumi Mayumi  
Vice Chairman



Mr. Koichi Tao  
MC Member



Mr. Yasuhiro Takeda  
MC Member,  
General Director



Mr. Tran Thi Thu Thuy  
MC Member

# MANAGEMENT TEAM



Mr. Yasuhiro Takeda  
General Director



Ms. Duong Thi Thanh Toan  
Deputy General Director



Mr. Norifumi Watanabe  
General Manager



Ms. Pham Thu Trang  
Chief Accountant



Mr. Hidehisa Iwamoto  
HCM Branch Director



Mr. Dam Trung Kien  
General Manager



Ms. Nguyen Thi Phuong Anh  
General Manager



# PRODUCTS & SERVICES

## MAJOR LINES OF INSURANCE



### MARINE CARGO INSURANCE

More than 100 years of experience in Marine Cargo insurance of Tokio Marine Group enables us to perfectly understand your needs and design our Marine Cargo Insurance product, basing on standard Institute Cargo Clauses, to best protect your cargo against physical losses, expenses and damages during transit, including but not limited to following special features:

- Stock throughput policy
- Designated worldwide master policy for Multinational transport cargo. On the other hand, the broad network of as many as 250 Claims Setting Agents throughout the world of Tokio Marine Group



### ENGINEERING INSURANCE

Mechanical and electrical contracts for the construction of buildings, towers, erectors of platforms, etc. are complex projects and exposed to accidental or unforeseen loss, damage or liability during the construction or erection period, as well as equipment and electronic damage or loss. A suitable insurance cover should provide the peace of mind to the owner of the project as well as to the contractor. You can rely on our Innovative and Comprehensive Engineering Protection which is categorized into two branches:

Non Project Engineering

- Machinery Breakdown Insurance
- Electronic Equipment Insurance
- Others

Project Engineering

- Construction All Risks Insurance
- Erection All Risks Insurance

Others Tailor-made policies can be designed to meet your specific demands.



### PROPERTY INSURANCE

We write property insurance for a wide range of customers, from smaller business owners to large corporations to provide your business with the comprehensive insurance coverage from property's damage as well as any business interruption loss caused by fire, natural disaster, or other damage with sudden occurrence. With a broad suite of products in the insurance industry, a team of experiment risk engineering, property underwriting and claims professionals and our property solution, we are committed to helping you prevent loss and recovery quickly and manage property risks confidently and effectively.



### MOTOR INSURANCE

With our insurance policy, your vehicles will receive the comprehensive protection including the physical damage, third party liability and also the personal accident for the motorists due to any accidents that they might cause or be involved in. Buying insurance means You will not be worry about the risks like an accident. In addition, we also offer you the broader coverage with the best benefits:

- Partial Theft Coverage
- Damaged vehicles to be repaired at authorized nominated garage
- Water Damage Coverage
- Car Substitution Expense while your car is kept by the police for accident investigation



## LIABILITY INSURANCE

Since the liability insurance has become increasingly popular with an increasing number of liability lawsuits being filed ever year, we have developed our Liability Insurance to provide important coverage that organizations need in today's challenging times. This policy shall indemnify you in respect of your legal liability to someone who suffers:

- Bodily injury
- Loss of or damage to property

We will pay the amount of any court award or reasonable negotiated "out of court" settlement plus costs and expenses arising in connection with the claim and other expenses which have been incurred. Besides, the Company has also developed "Premise pollution liability insurance" which is to offer organizations against various premise-based risks.



## PERSONAL ACCIDENT/ HEALTHCARE INSURANCE

In daily life, an accident could be just around the corner and could come at the most unexpected time. You can minimize these unforeseen events by choosing the suitable insurance coverage from our Personal Accident/Healthcare Insurance products. This will ensure you and your family members, your employees, etc. to have the best protection against the unfortunate events.

As for personal accident insurance, the coverage can be included all cases of injury caused by accident for:

- Death or Permanent Disablement
- Temporary Disablement
- Medical Expenses

As for healthcare insurance, the coverage may include:

- Personal accident
- Death/total permanent disablement due to sickness/maternity
- Hospitalization/Medical expenses due to sickness/maternity
- Other optional coverages per selection by the customer



## WORKERS' COMPENSATION INSURANCE

Almost every company from small size with a few loyal employees to large chains with many employees at any level, workers' compensation insurance is always necessary. This insurance does not only provide compensation to your staff but also protects you, the employer, from the legal liability against your employee benefits. For this reason, our Workers' Compensation Insurance is designed to indemnify for death or disability arising from the bodily injury caused by accident or disease in the course of employment. In addition, we help you reduce your workers' compensation costs by providing the Safety Training for the employees and keep the indemnification costs in line with the best practices for growing your workforce.



## TRADE CREDIT INSURANCE

Together with Marine Cargo Insurance, Trade Credit Insurance is the protector for manufacturing and trading companies during transactions with their customers. While Marine Cargo Insurance covers the physical loss/damages to the cargo during transit and before reaching the buyer, Trade Credit Insurance protects the sellers from non-payment exposures. This insurance works much more efficiently than traditional methods of seller-protectors such as L/C due to its simplicity and wider protection.



## OTHER SPECIALIZED INSURANCE

### Directors & Officers Liability

D&O insurance protects personal assets and liability of directors, officers and senior personnel against claims arising from wrongful acts or decisions made in their business capacity, including but not limited to:

- Accounting irregularities
- Mergers and acquisitions
- Insolvency-related proceedings (wrongful trading/disqualification)
- Employment-related claims
- Corporate manslaughter/ breaches of health
- and safety legislation Environment liability

### Cyber Security Insurance

Our cyber insurance is designed to protect companies that may face different kinds of risks including but not limited to computer attacks, operational errors, network outages or data breaches...Coverage may include both third party liability such as failure to properly handle, manage, store or destroy data; transmission of a virus; defamation or first party liability such as notification costs; data breach, forensic, security and crisis management services.

## SERVICES

The company has a Specialized Risk Engineering Team for property risk. This team is fully backed up and supported by Risk Engineering Service of Tokio Marine Asia Pte. Ltd. Apart from risk assessment service, the team also offers Loss Control Report for the Insureds both in English or Vietnam languages.

Safety sharing sessions will be operated by Safety Engineers, who have experience safety management in various fields including hands-on experience with chemical industry, paint manufacturing, food industry, pharmaceutical, steel manufacturing, furniture manufacturing and semi-conductor & electronics industries.



### RISK SURVEY

As an added-value service, we regularly conduct risk surveys to help our customers identify risk exposures that may exist in their premises, whereby giving appropriate recommendations for the loss prevention and mitigation purpose.

### SAFETY SHARING

The purpose of the basic safety courses is to increase safety awareness for everyone working in your factory of the various existing on-site hazards, and how to recognize and avoid them



### LOSS PREVENTION SHARING/SEMINARS

The purpose of Loss Prevention seminars is to enhance the awareness of property loss prevention within an organization and to provide assistance to the insured in achieving risk improvement.





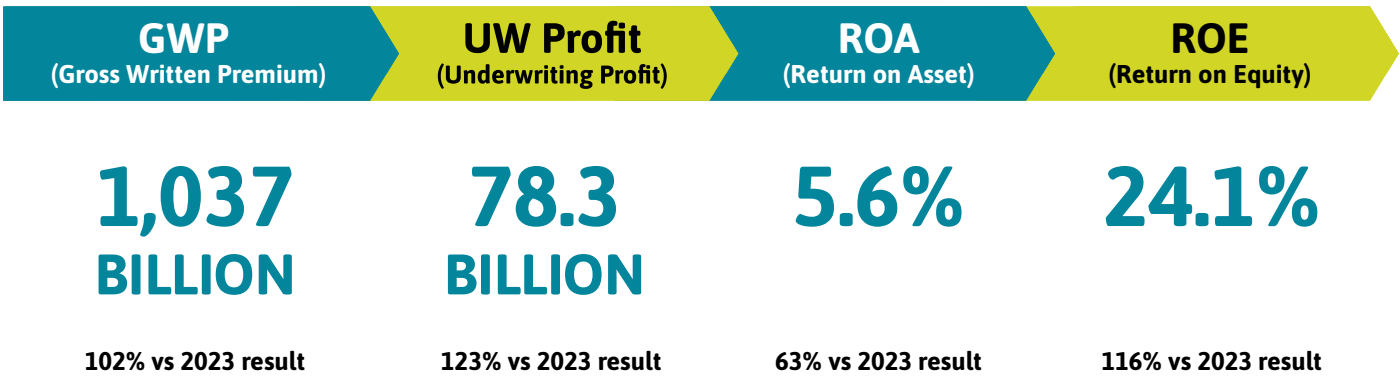
# FINANCIAL HIGHLIGHTS

## 2024 RESULT

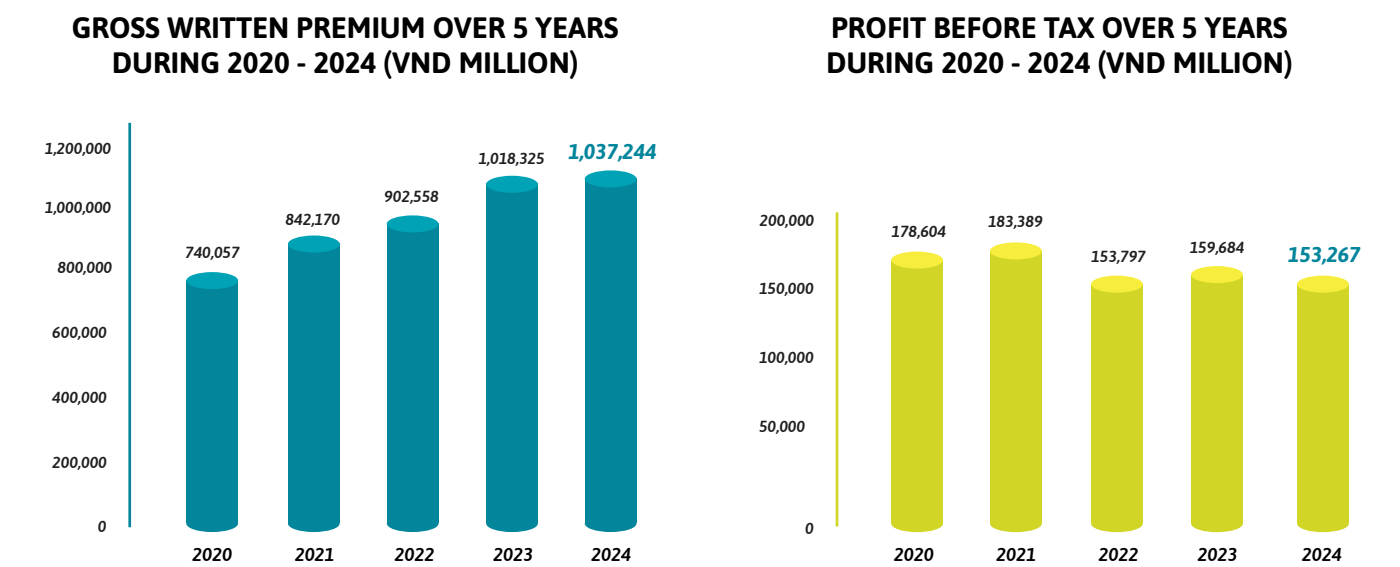
Financial results at the end of 2024 were showing solid performance with major Key Performance Indicators achieving positive growth.

Total Gross Written Premium reached VND **1,037** billion which is equivalent to **102%** of **2023** result and contributed to a sustainably upward trend over the past five years. Underwriting Profit from insurance business was recorded at VND **78.3** billion which is equivalent to **123%** of 2023 result.

## KEY FIGURES



## KEY MOVEMENT



# CORPORATE SOCIAL RESPONSIBILITY

## SUSTAINABLE PROJECT “LIFE SAFETY SKILL FOR A SUSTAINABLE FUTURE”



With an aim to bring positive values to future generations for sustainable social development, TMIV has started the project to deliver sharing on life safety skills for the local children, helping them be aware of potential risks in daily life, improve knowledge on how to deal with unexpected risks as well as prevention measures.

The sharing session has been delivered to over 2,000 secondary pupils aged 12-15 in Hanoi with topic of “Safety skills against fire & drowning risks”. These two risks are considered the most popular in daily life, being the causes of thousands of fatal accidents among local children over the past years.

The sharing was conducted by TMIV Risk Engineering team who are well experienced in the safety and risk prevention area. The project was highly appreciated by local teachers and pupils for its meaningful values.





## CSR PROJECT

### “POST-TYPHOON RECOVERY SUPPORT”



In 2024, Typhoon Yagi caused widespread damage, with Lao Cai province among the hardest-hit areas, severely affecting schools and communities. Following the devastating floods caused by Typhoon Yagi, many schools in Lao Cai have faced severe clean water shortages due to landslide-related pollution and damaged infrastructure.

In response, Tokio Marine Insurance Vietnam (TMIV) launched the “Clean Water & School Restoration” project, donating 20 high-capacity RO water purifiers to schools in five districts of Lao Cai and contributing VND 200 million to restore Nam Pung Preschool in Bat Xat which suffered a lot of damage due to landslides and flooding. In December 2024, TMIV representatives directly visited local schools to deliver the donation and essential supplies for the children, offering warmth and encouragement to teachers and students recovering from the disaster.



Ms. Bùi Quỳnh Liên, Head of the Education Department of Bat Xat District, acknowledged that Tokio Marine Insurance Vietnam’s timely support following the typhoon has provided both material and emotional relief for students, and exemplified the company’s commitment to community safety and resilience.





# TOKIO MARINE INSURANCE VIET NAM COMPANY LIMITED

## FINANCIAL STATEMENTS FOR THE YEAR ENDED 31 DECEMBER 2024

Corporate information

Statement of the Members' Council

Independence auditor's report

Balance sheet (Form B 01 - DNPNT)

Income statement (Form B 02 - DNPNT)

Cash flow statement (Form B 03 - DNPNT)

Notes to the financial statements (Form B 09 - DNPNT)

## CORPORATE INFORMATION

### Establishment and Operation Licence

No. 65/GP/KDBH dated 1 July 2013 issued by the Ministry of Finance. The Establishment and Operation Licence has been amended several times and the latest amendment No. 65/GPDC4/KDBH was issued on 11 December 2020.

### Members' Council

Mr. Nguyen Quang Phi	Chairperson
Mr. Yasuhiro Miyoshi	Vice Chairperson
Ms. Tran Thi Thu Thuy	Member
Mr. Doan Viet Trang	Member
Mr. Taisuke Obokata	Member
	(to 1/4/2024)
Mr. Yasuhiro Takeda	Member
Mr. Koichi Tao	Member
	(from 1/4/2024)

### Board of Management

Mr. Yasuhiro Takeda	General Director
Ms. Duong Thi Thanh Toan	Deputy General Director
Ms. Pham Thu Trang	Chief Accountant

### Legal Representative

Mr. Yasuhiro Takeda	General Director
---------------------	------------------

### Registered Office

Room 601, 6th Floor, The Sun Red River Building, 23 Phan Chu Trinh,  
Hoan Kiem District, Hanoi

### Auditor

Branch of PwC (Viet Nam) Limited in Hanoi

## STATEMENT OF THE MEMBERS' COUNCIL

### Statement of the responsibility of the Board of Management of the Company in respect of the financial statements

The Board of Management of Tokio Marine Insurance Vietnam Company Limited ("the Company") is responsible for preparing the financial statements which give a true and fair view of the financial position of the Company as at 31 December 2024, and of the results of its operations and its cash flows for the year then ended. In preparing these financial statements, the Board of Management is required to:

- Select suitable accounting policies and then apply them consistently;
- Make judgments and estimates that are reasonable and prudent; and
- Prepare the financial statements on a going-concern basis unless it is inappropriate to presume that the Company will continue in business.

The Board of Management of the Company is responsible for ensuring that proper accounting records are kept which disclose, with reasonable accuracy at any time, the financial position of the Company and which enable financial statements to be prepared which comply with the basis of accounting set out in Note 2 to the financial statements. The Board of Management is also responsible for safeguarding the assets of the Company and hence for taking reasonable steps for the prevention and detection of fraud or error.

## APPROVAL OF THE FINANCIAL STATEMENTS

We hereby, approve the accompanying financial statements as set out on pages 5 to 53 which give a true and fair view of the financial position of the Company as at 31 December 2024, and of the results of its operations and its cash flows for the year then ended in accordance with Vietnamese Accounting Standards, the Vietnamese Corporate Accounting System and applicable regulations on the preparation and presentation of financial statements of non-life insurance companies established and operating in compliance with the laws of Vietnam.

On behalf of the Members' Council

For and on behalf of the Members' Council:



Mr. Nguyễn Quang Phi  
Chairperson

Hanoi, Vietnam  
25 March 2024



# INDEPENDENT AUDITOR'S REPORT TO THE MEMBERS' COUNCIL OF TOKIO MARINE INSURANCE VIETNAM COMPANY LIMITED

We have audited the accompanying financial statements of Tokio Marine Insurance Vietnam Company Limited ("the Company") which were prepared on 31 December 2024 and approved by the Members' Council of the Company on 21 March 2025. The financial statements comprise the balance sheet as at 31 December 2024, the income statement, the cash flow statement for the year then ended, and explanatory notes to the financial statements including significant accounting policies, as set out on pages 5 to 53.

## The Board of Management's Responsibility

The Board of Management of the Company is responsible for the preparation and the true and fair presentation of these financial statements of the Company in accordance with Vietnamese Accounting Standards, the Vietnamese Corporate Accounting System and applicable regulations on the preparation and presentation of financial statements of non-life insurance companies established and operating in compliance with the laws of Vietnam, and for such internal control which the Board of Management determines is necessary to enable the preparation and presentation of the financial statements that are free from material misstatement, whether due to fraud or error.

## Auditor's Responsibility

Our responsibility is to express an opinion on these financial statements based on our audit. We conducted our audit in accordance with Vietnamese Standards on Auditing. Those standards require that we comply with ethical standards and requirements and plan and perform the audit in order to obtain reasonable assurance as to whether the financial statements of the Company are free from material misstatement.

An audit involves performing procedures to obtain audit evidence about the amounts and disclosures in the financial statements. The procedures selected depend on the auditor's judgment, including an assessment of the risks of material misstatement of the financial statements, whether due to fraud or error. In making those risk assessments, the auditor considers internal control relevant to the Company's preparation and true and fair presentation of the financial statements in order to design audit procedures that are appropriate in the circumstances, but not for the purpose of expressing an opinion on the effectiveness of the Company's internal control. An audit also includes evaluating the appropriateness of accounting policies used and the reasonableness of accounting estimates made by the Board of Management, as well as evaluating the overall presentation of the financial statements.

We believe that the audit evidence we have obtained is sufficient and appropriate to provide a basis for our audit opinion.

## Auditor's Opinion

In our opinion, the financial statements present fairly, in all material respects, the financial position of the Company as at 31 December 2024, its financial performance and its cash flows for the year then ended in accordance with Vietnamese Accounting Standards, the Vietnamese Corporate Accounting System and applicable regulations on the preparation and presentation of financial statements of non-life insurance companies established and operating in compliance with the laws of Vietnam.

## Other Matters

The financial statements of the Company for the year ended 31 December 2023 were audited by another audit firm whose audit report dated 25 March 2024 expressed an unqualified opinion.

The independent auditor's report is prepared in Vietnamese and English. Should there be any conflict between the Vietnamese and English versions, the Vietnamese version shall take precedence.

**For and on behalf of Branch of PwC (Vietnam) Limited in Hanoi**



Tran Hong Kien  
Audit Practising Licence  
No. 0298-2023-006-1  
Authorised Representative

Review report reference number: HAN 3956  
Hanoi, 21 March 2025

  
Dang Thai Son  
Audit Practising Licence  
4668-2023-006-1

# BALANCE SHEET

CODE	ASSETS	NOTES	As at	
			31/12/2024	31/12/2023
			VND	VND
<b>100</b>	<b>CURRENT ASSETS</b> (100=110+120+130+140+150+190)		<b>2,734,922,844,864</b>	<b>1,788,769,715,372</b>
<b>110</b>	<b>Cash and cash equivalents</b>	3	<b>6,375,255,373</b>	<b>37,879,593,293</b>
111	Cash		6,375,255,373	37,879,593,293
<b>120</b>	<b>Short-term investments</b>	4	<b>1,130,751,000,685</b>	<b>1,072,186,250,000</b>
121	Trading securities		8,430,000,000	8,430,000,000
123	Investments held to maturity		1,122,321,000,685	1,063,756,250,000
<b>130</b>	<b>Short-term receivables</b>		<b>161,395,640,568</b>	<b>130,378,996,108</b>
131	Short-term trade accounts receivable	5	120,169,440,966	69,946,357,662
131.1	- Insurance receivables		115,996,056,850	64,145,423,229
131.2	- Other trade accounts receivable		4,173,384,116	5,800,934,433
135	Other short-term receivables	6(a)	41,706,215,494	61,035,650,224
139	Provision for doubtful debts - short-term	7	(480,015,892)	(603,011,778)
<b>140</b>	<b>Inventories</b>		<b>44,193,164</b>	<b>28,174,545</b>
141	Inventories		44,193,164	28,174,545
<b>150</b>	<b>Other current assets</b>		<b>34,981,822,367</b>	<b>32,543,684,425</b>
151	Short-term prepaid expenses	8(a)	31,654,345,352	29,343,594,658
151.1	- Deferred commission expenses		28,343,433,972	25,099,000,662
151.2	- Other short-term prepaid expenses		3,310,911,380	4,244,593,996
152	Value added tax ("VAT") to be reclaimed	11(a)	3,327,477,015	3,200,089,767
<b>190</b>	<b>Reinsurance assets</b>	14(a)	<b>1,401,374,932,707</b>	<b>515,753,017,001</b>
191	Unearned premium reserve for outward reinsurance		211,313,040,422	209,391,770,534
192	Claim reserve for outward reinsurance		1,190,061,892,285	306,361,246,467
<b>200</b>	<b>NON-CURRENT ASSETS</b> (200 = 210 + 220 + 250 + 260)		<b>23,031,101,539</b>	<b>25,541,521,162</b>
<b>210</b>	<b>Long-term receivables</b>		<b>12,058,257,689</b>	<b>11,244,170,036</b>
216	Other long-term receivables	6(a)	12,058,257,689	11,244,170,036
216.1	- Insurance deposits		9,469,125,000	9,030,000,000
216.2	- Other long-term receivables		2,589,132,689	2,214,170,036
<b>220</b>	<b>Fixed assets</b>		<b>5,980,564,617</b>	<b>7,806,569,948</b>
221	Tangible fixed assets	9(a)	2,399,113,268	2,375,593,758
222	Historical cost		9,621,783,069	9,076,603,337
223	Accumulated depreciation		(7,222,669,801)	(6,701,009,579)
227	Intangible fixed assets		3,581,451,349	5,430,976,190
228	Historical cost		14,758,519,832	14,250,655,769
229	Accumulated depreciation		(11,177,068,483)	(8,819,679,579)
<b>260</b>	<b>Other long-term assets</b>		<b>4,992,279,233</b>	<b>6,490,781,178</b>
261	Long-term prepaid expenses	8(b)	4,992,279,233	6,490,781,178
<b>270</b>	<b>TOTAL ASSETS (270 = 100 + 200)</b>		<b>2,757,953,946,403</b>	<b>1,814,311,236,534</b>

		As at		
			31/12/2024	31/12/2023
CODE	RESOURCES	NOTES	VND	VND
<b>300</b>	<b>LIABILITIES (300 = 310 + 330)</b>		<b>2,120,958,442,478</b>	<b>1,197,472,042,378</b>
<b>310</b>	<b>Short-term liabilities</b>		<b>2,109,422,169,353</b>	<b>1,189,587,145,335</b>
311	Short-term trade accounts payable	10	284,736,607,538	268,714,768,239
311.1	- Insurance payables		273,217,590,003	253,817,308,106
311.2	- Other trade accounts payable		11,519,017,535	14,897,460,133
313	Tax and other payables to the State	11(b)	24,898,491,797	22,748,606,070
314	Payables to employees		21,816,108,763	31,754,116,416
318	Short-term unearned revenue		5,468,262,642	2,237,170,709
318.1	Deferred commission income	12	48,812,102,020	47,284,062,207
319	Other short-term payables		87,626,286	828,155,356
322	Bonus and welfare fund	13	16,393,261,461	16,225,420,747
329	Technical reserves		1,707,209,708,846	799,794,845,591
329.1	- Unearned premium reserves for direct insurance and inward reinsurance	14(a)	314,989,220,230	301,091,456,981
329.2	- Claim reserves for direct insurance and inward reinsurance	14(a)	1,280,253,033,372	397,009,791,853
329.3	- Catastrophe and equalisation reserves		111,967,455,244	101,693,596,757
<b>330</b>	<b>Long-term liabilities</b>		<b>11,536,273,125</b>	<b>7,884,897,043</b>
341	Other long-term payables	15	7,989,894,374	7,884,897,043
342	Provision for long-term liabilities		3,546,378,751	-
<b>400</b>	<b>OWNERS' EQUITY (400 = 410)</b>		<b>636,995,503,925</b>	<b>616,839,194,156</b>
<b>410</b>	<b>Capital and reserves</b>		<b>636,995,503,925</b>	<b>616,839,194,156</b>
411	Owners' capital	16	300,000,000,000	300,000,000,000
417	Foreign exchange differences	17	31,520,800,000	31,520,800,000
419	Compulsory reserve	17	30,000,000,000	30,000,000,000
421	Undistributed earnings	17	275,474,703,925	255,318,394,156
421a	-Undistributed post-tax profits of previous years		159,054,621,953	133,485,315,937
421b	-Post-tax profit of current year		116,420,081,972	121,833,078,219
<b>440</b>	<b>TOTAL RESOURCES (440 = 300 + 400)</b>		<b>2,757,953,946,403</b>	<b>1,814,311,236,534</b>

		As at		
			31/12/2024	31/12/2023
CODE	OFF BALANCE SHEET ITEMS	Currency unit		
1.	Direct insurance contracts of which the responsibility is not yet incurred	VND	34,431,968,839	62,351,364,611
2.	Reinsurance contracts of which the responsibility is not yet incurred	VND	16,378,030,987	36,732,452,982
3.	Foreign currencies United States Dollar	USD	3,666,567	4,213,770

  
 Ms. Pham Thu Trang  
 Chief Accountant

  
  
 Yasuhiro Takeda  
 Legal Representative/ General Director


21 March 2025



# INCOME STATEMENT

## PART I – COMPREHENSIVE INCOME STATEMENT

		Year ended 31 December	
		2024	2023
CODE	NOTES	VND	VND
10	Net income from insurance business	490,713,016,710	469,166,424,524
12	Financial income	65,064,700,518	87,640,785,669
13	Other income	55,370,155	569,521,639
20	Total insurance expenses	246,045,860,256	239,339,544,510
22	Financial expenses	2,560,656,070	5,637,673,896
23	General and administrative expenses	153,898,669,173	152,715,222,747
24	Other expenses	60,693,805	68,599
<b>50</b>	<b>Net accounting profit before tax (50=10+12+13-20-22-23-24)</b>	<b>153,267,208,079</b>	<b>159,684,222,080</b>
51	Corporate income tax ("CIT") - current	30,614,756,041	31,043,254,753
52	CIT - deferred	104,997,331	395,621,832
<b>60</b>	<b>Net profit after tax (60=50-51-52)</b>	<b>122,547,454,707</b>	<b>128,245,345,495</b>



Ms. Pham Thu Trang  
Chief Accountant



Yasuhiro Takeda  
Legal Representative/ General Director

21 March 2025


## PART II – COMPREHENSIVE INCOME STATEMENT BY ACTIVITIES

			Year ended 31 December	
			2024	2023
CODE	NOTES	VND	VND	
<b>1</b>	<b>Insurance premium income (1=1.1+1.2-1.3)</b>	<b>18</b>	<b>1,023,346,700,523</b>	<b>980,591,746,123</b>
1.1	- Direct insurance premium		945,727,678,889	934,881,944,580
1.2	- Inward reinsurance premium		91,516,784,883	83,443,414,539
1.3	- Increase in unearned premium reserves for direct insurance and inward reinsurance		13,897,763,249	37,733,612,996
<b>2</b>	<b>Outward reinsurance premium (2=2.1-2.2)</b>		<b>692,861,244,229</b>	<b>672,174,594,988</b>
2.1	- Outward reinsurance premium	19	694,782,514,117	700,752,968,879
2.2	- Increase in unearned premium reserves for outward reinsurance		1,921,269,888	28,578,373,891
<b>3</b>	<b>Net insurance premium income (3=1-2)</b>		<b>330,485,456,294</b>	<b>308,417,151,135</b>
<b>4</b>	<b>Commission income from outward reinsurance and other insurance income (4=4.1+4.2)</b>		<b>160,227,560,416</b>	<b>160,749,273,389</b>
4.1	- Commission income from outward reinsurance	20	146,363,887,143	146,991,673,389
4.2	- Other insurance income	21(a)	13,863,673,273	13,757,600,000
<b>10</b>	<b>Net income from insurance business (10=3+4)</b>		<b>490,713,016,710</b>	<b>469,166,424,524</b>
<b>11</b>	<b>Claim expenses (11=11.1-11.2)</b>		<b>478,066,552,999</b>	<b>272,003,572,315</b>
11.1	- Gross claim expenses	22	483,502,632,068	279,191,268,122
11.2	- Deductions	22	5,436,079,069	7,187,695,807
12	Recoveries from outward reinsurance	22	340,929,728,338	151,865,262,202
13	Increase in direct insurance and inward reinsurance claim reserves	22	883,243,241,519	56,762,826,522
14	Increase in outward claim reserves	22	883,700,645,818	40,290,839,608
<b>15</b>	<b>Net claim expenses (15=11-12+13-14)</b>	<b>22</b>	<b>136,679,420,362</b>	<b>136,610,297,027</b>
<b>16</b>	<b>Increase in catastrophe and equalisation reserves</b>	<b>14(b)</b>	<b>10,273,858,487</b>	<b>9,527,171,701</b>
<b>17</b>	<b>Other insurance expenses (17=17.1+17.2)</b>		<b>99,092,581,406</b>	<b>93,202,075,782</b>
17.1	- Commission expenses	23	84,343,667,879	78,354,320,564
17.2	- Other insurance expenses	21(b)	14,748,913,527	14,847,755,218
<b>18</b>	<b>Total insurance expenses (18=15+16+17)</b>		<b>246,045,860,255</b>	<b>239,339,544,510</b>
<b>19</b>	<b>Gross insurance profit (19=10-18)</b>		<b>244,667,156,455</b>	<b>229,826,880,014</b>

			Year ended 31 December	
			2024	2023
CODE		NOTES	VND	VND
23	Financial income	24	65,064,700,518	87,640,785,669
24	Financial expenses	24	2,560,656,070	5,637,673,896
<b>25</b>	<b>Profit from financial activities (25=23-24)</b>		<b>62,504,044,448</b>	<b>82,003,111,773</b>
26	General and administrative expenses	26	153,898,669,173	152,715,222,747
<b>30</b>	<b>Operating profit (30=19+25-26)</b>		<b>153,272,531,730</b>	<b>159,114,769,040</b>
31	Other income		55,370,155	569,521,639
32	Other expenses		60,693,806	68,599
<b>40</b>	<b>Net other income (40=31-32)</b>		<b>(5,323,651)</b>	<b>569,453,040</b>
<b>50</b>	<b>Net accounting profit before tax (50=30+40)</b>		<b>153,267,208,079</b>	<b>159,684,222,080</b>
51	CIT - current	27	30,614,756,041	31,043,254,753
52	CIT - deferred	27	104,997,331	395,621,832
<b>60</b>	<b>Net profit after tax (60=50-51-52)</b>		<b>122,547,454,707</b>	<b>128,245,345,495</b>

# CASH FLOW STATEMENT (DIRECT METHOD)

CODE	NOTES	Year ended 31 December	
		2024	2023
		VND	VND
<b>CASH FLOWS FROM OPERATING ACTIVITIES</b>			
01	Receipt from goods sold, services rendered and others	1,039,227,855,797	992,737,288,908
02	Payments to suppliers of goods and services	(1,136,792,957,552)	(892,489,989,540)
03	Cash paid to employees	(107,600,429,449)	(98,546,032,591)
05	CIT paid	(29,343,254,753)	(28,232,844,286)
06	Cash received from other operating activities	387,644,554,962	207,614,262,209
07	Cash paid for other operating activities	(106,648,165,238)	(109,687,862,969)
20	<b>Net cash inflows from operating activities</b>	<b>46,487,603,767</b>	<b>71,394,821,731</b>
<b>CASH FLOWS FROM INVESTING ACTIVITIES</b>			
21	Purchases of fixed assets and other long-term assets	(1,391,993,655)	(2,448,571,858)
22	Proceeds from sales of fixed assets and other long-term assets	42,000,000	556,770,555
23	Purchases of debt instruments of other entities	(1,141,037,906,954)	(916,192,353,805)
24	Proceeds from sales of debt instruments of other entities	1,090,953,750,000	886,668,100,000
27	Dividends and interest received	69,247,492,808	61,477,121,494
30	<b>Net cash inflows from investing activities</b>	<b>17,813,342,199</b>	<b>30,061,066,386</b>
<b>CASH FLOWS FROM FINANCING ACTIVITIES</b>			
36	Dividends paid, profit distributed to owners	(95,886,136,775)	(92,144,501,124)
40	<b>Net cash outflows from financing activities</b>	<b>(95,886,136,775)</b>	<b>(92,144,501,124)</b>
50	<b>Net increase in cash and cash equivalents (50=20+30+40)</b>	<b>(31,585,190,809)</b>	<b>9,311,386,993</b>
60	<b>Cash and cash equivalents at beginning of year</b>	<b>37,879,593,293</b>	<b>28,557,097,289</b>
61	Effect of foreign exchange differences	80,852,889	11,109,011
70	<b>Cash and cash equivalents at end of year (70=50+60+61)</b>	<b>6,375,255,373</b>	<b>37,879,593,293</b>



Ms. Pham Thu Trang  
Chief Accountant



Yasuhiro Takeda  
Legal Representative/ General Director

21 March 2025



# 1. GENERAL INFORMATION

Tokio Marine Insurance Vietnam Company Limited (“The Company”) was formerly a joint-venture between Bao Viet Holdings, Commercial Union Assurance Company Plc and Tokio Marine and Fire Insurance Co., Ltd. The Company, previously known as “Baoviet Tokio Marine Insurance Company Limited”, was established under the Investment Licence No.1639/GP issued by the Ministry of Planning and Investment on 05 August 1996. According to amended License No.65/GPDC3/KDBH issued on 20 August 2020, the Company’s name was changed to Tokio Marine Insurance Vietnam Company Limited. Establishment and Operation License No.65/GP/KDBH was issued by the Ministry of Finance on 01 July 2013, which has been amended several times and the latest amendment No. 65/GPDC4/KDBH was issued on 11 December 2020.

The Company is a limited liability company, owned by Tokio Marine Asia Pte.Ltd, a company incorporated in Japan, and Bao Viet Holdings. Details of the capital contribution are presented in Note 16.



Main activities of the Company are to provide general insurance products, reinsurance, investing activities, auxiliary insurance services (including insurance consultancy, insurance underwriting, actuarial services, loss survey, assistance with claim settlement) and other business operations that are in line with prevailing laws and regulations.



Information comparability in the financial statements: the comparative figures presented on the financial statements and the related disclosures are the figures of the audited financial statements for the year ended 31 December 2023.



The normal business cycle of the Company is 12 months.



As at 31 December 2024, the Company had 174 employees (as at 31 December 2023: 163 employees).

# 2. SUMMARY OF SIGNIFICANT ACCOUNTING POLICIES

## 2.1 BASIS OF PREPARATION OF THE FINANCIAL STATEMENTS

The financial statements have been prepared in accordance with Vietnamese Accounting Standards, the Vietnamese Corporate Accounting System and applicable regulations on the preparation and presentation of financial statements of non-life insurance companies established and operating in compliance with the laws of Vietnam. The financial statements have been prepared under the historical cost convention.

The accompanying financial statements are not intended to present the financial position and results of operations and cash flows in accordance with accounting principles and practices generally accepted in countries and jurisdictions other than Vietnam. The accounting principles and practices utilised in Vietnam may differ from those generally accepted in countries and jurisdictions other than Vietnam.

The financial statements in the Vietnamese language are the official statutory financial statements of the Company. The financial statements in the English language have been translated from the Vietnamese version.

## 2.2 FISCAL YEAR

The Company’s fiscal year is from 1 January to 31 December.

## 2.3 CURRENCY

The financial statements are measured and presented in Vietnamese Dong (“VND”), which is the Company’s accounting currency.

## 2.4 EXCHANGE RATES

Transactions arising in foreign currencies are translated at exchange rates ruling at the transaction dates. Foreign exchange differences arising from these transactions are recognised in the income statement.

Monetary assets and liabilities denominated in foreign currencies at the balance sheet date are respectively translated at the average buying and selling exchange rates at the balance sheet date of all commercial banks which the Company regularly trades. Foreign currencies deposited in banks at the balance sheet date are translated at the buying exchange rate of the commercial bank where the Company opens its foreign currency accounts. Foreign exchange differences arising from these translations are recognised in the income statement.

## 2.5 CASH AND CASH EQUIVALENTS

Cash and cash equivalents comprise of cash on hand, cash at bank, cash in transit, demand deposits and other short-term investments with an original maturity of three months or less.

## 2.6 RECEIVABLES

Receivables represent insurance receivables from customers, other trade receivables and other receivables which are classified based on their nature as follows:

- Insurance receivables are trade receivables arising from insurance transactions including direct premium receivables, claim recoveries, premium ceded receivables, reinsurance commission receivables from reinsurers at year end;
- Other trade receivables are receivables arising from sales and providing services other than insurance transactions; and
- Other receivables are non-trade receivables and receivables not relating to providing services.

Provision for doubtful debts is made for each outstanding amount based on overdue days in payment according to the initial payment commitment (exclusive of the payment rescheduling between parties), or based on the estimated loss that may arise. Bad debts are written off when identified as uncollectible. The difference between the provision of this year and the provision of the previous year is recognised as an increase or decrease of general and administration expenses in the year. Bad debts are written off when identified as uncollectible.

Receivables are classified into short-term and long-term receivables on the balance sheet based on the remaining period from the balance sheet date to the maturity date.

## 2.7 INVESTMENTS

### (a) Trading securities

Trading securities are securities, which are held by the Company for trading to earn profits.

Trading securities are initially recorded at historical cost including cost of acquisition and any expenditure that is directly attributable to the acquisition. Subsequently, the Board of Management reviews all outstanding investments to determine the amount of provision to recognise at the year end. The provision for diminution in value of trading securities is made when their carrying value is higher than their fair value. Changes in the provision balance during the financial year are recorded as an increase or decrease in financial expenses. A reversal, if any, is made only to the extent the investment is restored to its original cost.

The Company recognises trading securities when it has ownership of the assets, specifically as follows:

- Listed securities are recorded at the time of orders matching;
- Unlisted securities are recognised at the time when official ownership is established in accordance with regulations.

Profit or loss from liquidation or disposal of trading securities is recognised in the income statement. The costs of trading securities disposed are determined by using the moving weighted average method.

### (b) Investments held-to-maturity

Investments held-to-maturity are investments which the Board of Management has a positive intention and ability to hold until maturity.

Investments held-to-maturity include term deposits, certificates of deposit, bonds which the issuer is required to buy back in the future, and other held-to-maturity investments. Those investments are initially accounted for at cost. Subsequently, the Board of Management reviews all outstanding investments to determine the amount of provision to recognise at the year end.

Provision for diminution in value of investments held-to-maturity is made when there is evidence that the investment is uncollectible in whole or in part. Changes in the provision balance during the financial year are recorded as an increase or decrease in financial expenses. A reversal, if any, is made only to the extent the investment is restored to its original cost.

Investments held-to-maturity are classified into short-term and long-term investments held to maturity on the balance sheet based on the remaining period from the balance sheet date to the maturity date.

## 2.8 INSURANCE DEPOSITS

The Company is obliged to make a deposit equal to 2% of the legal capital of non-life insurance company, and the deposit shall bear interest in accordance with the agreement with the bank to which it is made and shall be refundable at the end of contract term. The Company may only use its insurance deposits to meet its commitment to the policyholders in case of liquidity deficit and upon written approval of the Ministry of Finance.

## 2.9 FIXED ASSETS

### *Tangible and intangible fixed assets*

Fixed assets are stated at historical cost less accumulated depreciation or amortisation. Historical cost includes any expenditure that is directly attributable to the acquisition of the fixed assets bringing them to their suitable condition for their intended use. Expenditure incurred subsequently which has resulted in an increase in the future economic benefits expected to be obtained from the use of fixed assets, can be capitalised as an additional historical cost. Otherwise, they are charged to the income statement when incurred.

### *Depreciation and amortisation*

Fixed assets are depreciated and amortised using the straight-line basis so as to write off the depreciable amount of the fixed assets over their estimated useful lives. Depreciable amount equals to the historical cost of fixed assets recorded in the financial statements minus (-) the estimated disposal value of such assets. The useful lives of each asset class are as follows:

Office equipment	3 – 7 years
Motor vehicles	6 – 10 years
Software	3 – 5 years

### *Disposals*

Gains or losses on disposals are determined by comparing net disposal proceeds with the carrying amount of the fixed assets and are recognised as income or expenses in the income statement.

## 2.10 LEASED ASSETS

Leases where a significant portion of the risks and rewards of ownership are retained by the lessor are classified as operating leases. Payments made under operating leases are charged to the income statement on a straight-line basis over the term of the lease.

## 2.11 PREPAID EXPENSES

Prepaid expenses include short-term and long-term prepayments on the balance sheet. Short-term prepaid expenses represent deferred commission expenses, deferred insurance business expenses, costs of tools, supplies issued for consumption and other expenses for a period not exceeding 12 months or a business cycle from the date of prepayment. Long-term prepaid expenses represent office rental expenses and other expenses which are expected to provide future economic benefits to the Company for a period exceeding 12 months or more than one business cycle from the date of prepayment. Prepaid expenses are recorded at historical cost.

Deferred commission expenses are determined by the Company at the balance sheet date using the proportional method corresponding to the unearned direct premium/reinsurance premium reserve of each line of business.

For other prepaid expenses, the prepaid expenses are allocated on a straight-line basis over their estimated useful lives.

## 2.12 PAYABLES

Classifications of payables are based in their natures as follows:

Insurance payables are payables arising from insurance transactions;

Other trade accounts payable are trade payables arising from purchase of goods and services other than insurance transactions; and

Other payables are non-trade payables and not relating to purchase of goods and services.

Payables are classified into long-term and short-term payables on the balance sheet based on the remaining period from the balance sheet date to the maturity date.

Accrued expenses include liabilities for goods and services received in the period but not yet paid for, due to pending invoices or insufficient records and documents. Accrued expenses are recorded as expenses in the reporting year.

## 2.13 PROVISION FOR SEVERANCE ALLOWANCES

In accordance with Vietnamese labour laws, employees of the Company who have worked regularly for full 12 months or longer, are entitled to a severance allowance. The working period used for the calculation of severance allowance is the period during which the employee actually works for the Company less the period during which the employee participates in the unemployment insurance scheme in accordance with the labour regulations and the working period for which the employee has received severance allowance from the Company.

The severance allowance is accrued at the end of the reporting year on the basis that each employee is entitled to half of an average monthly salary for each working year. The average monthly salary used for calculating the severance allowance is the employee contract's average salary for the latest six months to the balance sheet date. This allowance will be paid as a lump sum when the employees terminate their labour contracts in accordance with current regulations.

## 2.14 TECHNICAL RESERVES

The technical reserves have been established in accordance with the assumptions and methodologies as determined by the Company's appointed actuary and have been registered and approved by the Ministry of Finance as stated in the Official Letter No. 3059/BTC-QLBH ("Official Letter 3059") dated 19 March 2018 and Official Letter No. 14897/BTC-QLBH ("Official Letter 14897") dated 29 November 2018.

On 2 November 2023, the Ministry of Finance issued Circular No. 67/2023/TT-BTC ("Circular 67") providing guidance on certain articles of the Law on Insurance Business No. 08/2022/QH15 and Decree No. 46/2023/NĐ-CP. Circular 67 includes regulations on the method of setting up technical reserves for non-life insurance companies. In accordance with the assessment of the Company, the current method and basis for setting up technical reserves following Official Letter 3059 and Official Letter 14897 are still appropriate and compliant with Circular 67. Therefore, the Company does not re-register the method of setting up technical reserves with the Ministry of Finance and shall continue to follow the Official Letter 3059 and Official Letter 14897.



The Company's technical reserves include:

**(a) Technical reserves for non-life insurance**

**(i) Unearned premium reserves ("UPR")**

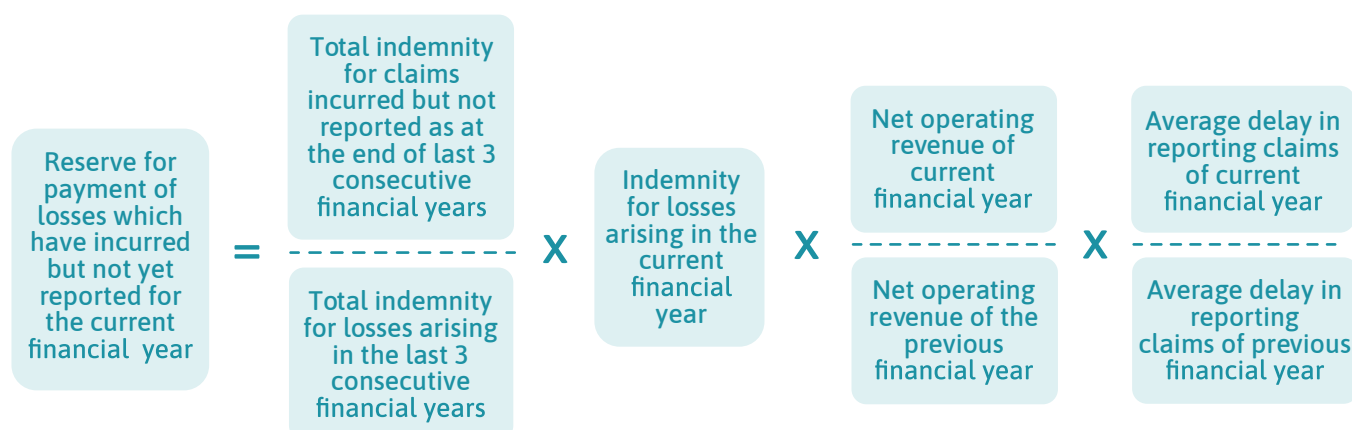
For all insurance and reinsurance contracts, the unearned premium reserve is set up using the daily gross insurance premiums method.

**(ii) Claim reserves**

Claims reserves include claims notified but not yet settled ("outstanding claims reserves") and claims incurred but not yet reported ("IBNR") at the balance sheet date.

Outstanding claims reserves are set up for each insurance case based on the estimated total claim payable which has been notified or submitted but has not been settled at the balance sheet date;

Claims incurred but not yet reported reserves ("IBNR") are set up based on the fomular approved by the Ministry of Finance as follows:



**(iii) Catastrophe reserves**

Catastrophe reserves are made at 3% of the retained premium for each line of insurance business until it reaches 100% of the retained premium in the year (except for health insurance).

**(b) Technical reserves for health insurance**

**(i) Unearned premium reserves**

For insurance policy with a term of 1 year or less, the unearned premium reserve is set up using the daily gross insurance premiums method.

**(ii) Claim reserves**

Claims reserves include claims notified but not yet settled (“outstanding claims reserves”) and claims incurred but not yet reported (“IBNR”) at the balance sheet date.

Outstanding claims reserves are set up for each insurance case based on the estimated total claim payable which has been notified or submitted but has not been settled at the balance sheet date;

Claims incurred but not yet reported reserves (“IBNR”) are set up based on the fomular approved by the Ministry of Finance as follows:

$$\begin{array}{ccccccc}
 \text{Reserve for payment of losses which have incurred but not yet reported for the current financial year} & = & \frac{\text{Total indemnity for claims incurred but not reported as at the end of last 3 consecutive financial years}}{\text{Total indemnity for losses arising in the last 3 consecutive financial years}} & \times & \text{Indemnity for losses arising in the current financial year} & \times & \frac{\text{Net operating revenue of current financial year}}{\text{Net operating revenue of the previous financial year}} \times \frac{\text{Average delay in reporting claims of current financial year}}{\text{Average delay in reporting claims of previous financial year}}
 \end{array}$$

**(iii) Mathematical reserves**

The mathematical reserves are applied to insurance policy with a term over one (1) year to ensure the liabilities committed in the future insurance event.

For health insurance policies that cover only the case of death, total and permanent disability, the Company set up mathematical reserves of establishing the reserve based on daily gross insurance premiums method.

For the remaining health insurance policies, the Company set up mathematical reserves using daily gross insurance premiums method. In the event that the results of mathematical reserves based on daily gross premiums are less than the results of mathematical reserves based on 1/8 method, the Company shall make additional reserves for the difference.

**(iv) Equalisation reserves**

Equalisation reserves are provided annually at the rate of 3% of the retained premium for health insurance until the reserves reach 100% retained premium of the year.

Following the issuance of Vietnamese Accounting Standard (“VAS”) No 19 – Insurance Contracts, provision for catastrophe reserves for non-life insurance and equalisation reserves for health insurance are no longer required since it represents possible claims under contracts that are not in existence at the reporting date. However, the Company still recognises catastrophe reserves and equalisation reserves in accordance with the method in the Official Letter 3059 which was approved and in compliance with the current regulations stipulated by the Ministry of Finance.

Reserves for the Company’s direct insurance and inward reinsurance are not offset with reserves for outward reinsurance (except for IBNR reserve since it has been calculated on a net basis). These reserves should be presented under separate items in the balance sheet. Accordingly, unearned premium reserves and claim reserves for direct insurance and inward reinsurance, catastrophe reserves and equalisation reserves are recognised as payables while unearned premium reserves for outward reinsurance and claim reserves for outward reinsurance are recognised as reinsurance assets.

## 2.15 DEFERRED COMMISSION INCOME

Deferred commission income from outward reinsurance policies is deferred and recognised as a liability, using the proportional method corresponding to the unearned outward reinsurance premium reserve of each line of insurance business.

## 2.16 UNEARNED REVENUE

Unearned revenue represents premiums received in advance from insurance policies but the insurance coverage period is not yet effective as of the balance sheet date. The Company shall record unearned revenue for the future obligations that the Company has to fulfill. When revenue recognition criteria have been satisfied, unearned revenue will be recognised as revenue in the income statement to the extent that it has met the recognition criteria.

## 2.17 CAPITAL AND RESERVES

Owners' capital is recorded according to the actual amounts contributed  
Undistributed earnings record the Company's results (profit, loss) after CIT at the reporting date.

## 2.18 APPROPRIATION OF PROFIT

Profit after tax can be distributed to the members upon approval at Members' Council's and after appropriation to other funds in accordance with the Company's charter and Vietnamese regulations.

The Company sets up the following funds:

### (a) Compulsory reserve

Compulsory reserve is established in order to supplement the Company's charter capital and ensure its solvency. In accordance with Article 54 of the Decree 46/2023/NĐ-CP dated 1 July 2023, the Company is required to make an annual appropriation to the compulsory reserve at 5% of profit after tax until the reserve reaches 10% of the charter capital.

### (b) Bonus and welfare fund

The bonus and welfare fund is appropriated from the Company's profit after tax and is subject to the approval by the Board of members. This fund is presented as a liability on the balance sheet. The fund is used to reward and encourage, to serve the needs of public welfares, to improve and enhance physical and mental life of employees.

## 2.19 REVENUE RECOGNITION

### (a) Insurance premiums

Insurance premiums are recognised when the Company incurred insurance obligations for the insured. Specifically, direct written premiums are recognised as revenue at the point of time as follows:

(1) When the insurance policy is entered into between the insurer and the policyholder, and insurance premium is fully paid; or

(2) When there is evidence that the insurance policy has been agreed into and that the policyholder has fully paid the insurance premiums; or

(3) For the insurance policy that has been entered into, and the Company has an agreement with the policyholder on the premium payment period: when the insurance contract is still within the period for premium payment as stipulated in the policy and that the payment period is within the maximum timeframe of Circular 67/2023/TT-BTC.

If insurance policy has been entered into between the Company and the insured but no insurance obligation has arisen to the Company and the insurer has not paid the premium, such policy shall be recognised as off-balance sheet items.

Premium return and premium reduction are considered as revenue deduction and are monitored separately. At year end, these amounts are net-off to gross written premium to calculate net written premium.

For those Insurance policies which have been agreed before the effective date of the Insurance Business Law 2022 and are still effective, they will continue to be implemented according to the provisions of law at the time of agreements, except in cases where the the party participating in the insurance policy has an agreement on amending and supplementing the policy to comply with the Insurance Business Law 2022 and to apply the provisions of the Insurance Business Law 2022.

### Co-insurance policy

The Company shall recognise revenue arising from the direct insurance premium which is allocated according to the co-insurance ratio specified in the co-insurance policy.

**(b) Inward reinsurance premium**

Reinsurance premiums are recognised as revenue at the point of time when both of the following two (2) conditions are met:

The reinsurance contract has been entered into between the Company and the ceding reinsurance companies; and

Statement of accounts of reinsurance transactions is confirmed between the Company and the ceding reinsurance companies.

**(c) Commission income from outward reinsurance**

Commission income from outward reinsurance represents commission received or receivable from reinsurers. They are calculated on the basis of gross premiums ceded and are recorded in the same time that the corresponding outward reinsurance premium is recognised.

Commission on profit arising from the outward reinsurance contract shall be recognised based on the calculation terms in the contract and with supporting evidence of payment approval from the counterparties.

**(d) Interest income**

Interest income is recognised in the income statement on the basis of the actual time and interest rates for each period when both (2) of the following conditions are satisfied:

It is probable that economic benefits will be generated; and

Income can be relatively certain

**(e) Dividends income**

Income from dividends profits is recognised when both (2) of the following conditions are satisfied:

It is probable that economic benefits associated with the transaction will flow to the Company; and

Income can be measured reliably.

Income from dividends profits is recognised when the Company established its receiving rights from investees.

**2.20 OUTWARD REINSURANCE PREMIUM CEDED**

Outward reinsurance premium ceded is recorded in the income statement as a reduction in gross premiums written.

Outward reinsurance does not relieve the Company from its liabilities to its insured if reinsurer is unable to meet its obligations under reinsurance agreements.

**2.21 CLAIM EXPENSES**

Claim expenses include expenses payable to insurance policyholders or to third parties damaged by the insurance policyholders, expenses for insurance loss adjuster, investigations, and collection of information related to insurance events.

**2.22 CLAIMS TO BE RECOVERED FROM REINSURERS**

Claims recovered from reinsurers according to the terms in the respective reinsurance agreements are recognised as a deduction from the total cost of insurance claims expenses in the income statement.

**2.23 COMMISSION EXPENSES**

Commission expenses represent fees payable to insurance brokers, agents, ceding reinsurance companies. Commission expenses for insurance brokers, agents are calculated on the actual gross written premiums received during the year. Commission expenses for ceding insurance companies are calculated on the basis of inward premiums during the year.

**2.24 FINANCIAL EXPENSES**

Financial expenses are expenses incurred in the year for financial activities including expenses or losses relating to financial investment activities, losses incurred on selling foreign currencies, losses from foreign exchange differences.

**2.25 GENERAL AND ADMINISTRATION EXPENSES**

General and administration expenses represent expenses for administrative purposes of the Company.



## 2.26 CURRENT AND DEFERRED INCOME TAX

Income tax includes all income tax which is based on taxable profits. Income tax expenses comprises current income tax expenses and deferred income tax expense.

Current income tax is the amount of income tax payable or recoverable in respect of the current year taxable profits at the current year tax rates. Current and deferred income tax are recognised as an income or an expenses and included in the profit or loss of the year, except to the extent that the income tax arises from a transaction or event which is recognised, in the same or a different year, directly in equity.

Deferred income tax is provided in full, using the liability method, on temporary differences arising between the tax bases of assets and liabilities and their carrying amounts in the financial statements. Deferred income tax is not accounted for if it arises from initial recognition of an asset or liability in a transaction other than a business combination that at the time of occurrence affects neither the accounting nor the taxable profit or loss. Deferred income tax is determined at the tax rates that are expected to apply to the financial year when the asset is realised or the liability is settled, based on tax rates that have been enacted or substantively enacted by the balance sheet date.

Deferred income tax assets are recognised to the extent that it is probable that future taxable profit will be available against which the temporary differences can be utilised.

## 2.27 THE GLOBAL MINIMUM TAX

On 29 November 2023, the National Assembly of Vietnam passed Resolution No. 107/2023/QH15 (“Resolution 107”) on the application of Qualified Domestic Minimum Top-up Tax (“QDMTT”) rule and Income Inclusion Rule (“IIR”). These rules align with the Pillar Two of the Global Anti-Base Erosion Model Rules (“BESP 2.0”) of the OECD and will be effective from 1 January 2024 (hereinafter referred to as the “Global Minimum Tax Regulations”). The Resolution mandates that large multinational corporations are required to pay a minimum global corporate income tax rate of 15% on profits earned in the jurisdictions where they operate. This new tax rule requires the calculation of the effective tax rate on a jurisdictional basis and the execution of top-up tax payments when the effective tax rate falls below the minimum threshold. The Company is within the scope of Resolution 107 and this change will impact the calculation and accounting for corporate income tax obligation, including the current corporate income tax, deferred tax assets, and deferred tax liabilities.

Although the Decree detailing the implementation of Resolution 107 is still being drafted, Resolution 107 has been effective from 1 January 2024, and applies to the fiscal year 2024, the Company has estimated the impact of Global Minimum Tax Regulations on additional corporate income tax obligations for the financial year ended 31 December 2024 based on the guidelines in the Model Rules issued by the OECD and determined that there is no additional obligation to be recognised since the current CIT rate applicable at the Company is higher than the aforementioned global minimum tax rate

## 2.28 RELATED PARTIES

Enterprises and individuals that directly, or indirectly through one or more intermediaries, control, or are controlled by, or are under common control with, the Company, including holding companies, subsidiaries and fellow subsidiaries are related parties of the Company. Associates and individuals owning, directly or indirectly, an interest in the voting power of the Company that gives them significant influence over the Company, key management personnel, including the Board of Directors, the Board of Supervision, the Board of Management of the Company and close members of the family of these individuals and companies associated with these individuals also constitute related parties.

In considering its related-party relationships, the Company considers the substance of the relationships, not merely the legal form.

## 2.29 CRITICAL ACCOUNTING ESTIMATES

The preparation of financial statements in conformity with Vietnamese Accounting Standards, the Vietnamese Corporate Accounting System and applicable regulations on the preparation and presentation of financial statements of non-life insurance companies established and operating in compliance with the laws of Vietnam requires the Board of Management to make estimates and assumptions that affect the reported amounts of assets, liabilities and disclosures of contingent assets and liabilities at the date of the financial statements and the reported amounts of revenues and expenses during the financial year.

The areas involving significant estimates and assumptions in the financial statements are as follows:

- Estimated useful lives of fixed assets (Notes 2.9 and 9);
- Deferred commission expenses (Notes 2.11 and 8(a));
- Technical reserves (Notes 2.14 and 14); and
- Deferred commission income (Notes 2.15 and 12).

Such estimates and assumptions are continually evaluated. They are based on historical experiences and other factors, including expectations of future events that may have a financial impact on the Company and that are assessed by the Board of Management to be reasonable under the circumstances.

## 3. CASH AND CASH EQUIVALENTS

	31/12/2024 VND	31/12/2023 VND
Cash on hand	32,153,583	24,326,779
Cash at bank	6,343,101,790	37,855,266,514
	<b>6,375,255,373</b>	<b>37,879,593,293</b>

## 4. SHORT-TERM INVESTMENTS

	31/12/2024 VND	31/12/2023 VND
Trading securities (i)	8,430,000,000	8,430,000,000
Investments held-to-maturity (ii)	1,122,321,000,685	1,063,756,250,000
	<b>1,130,751,000,685</b>	<b>1,072,186,250,000</b>

### (i) Trading securities

#### As at 31/12/2024

#### As at 31/12/2023

	Cost VND	Fair value VND	Provision VND	Cost VND	Fair value VND	Provision VND
Shares of Vietnam National Reinsurance Corporation	3,430,000,000	20,382,417,600	-	3,430,000,000	19,067,124,467	-
Fund certificates of BaoViet Bond Fund	5,000,000,000	10,175,037,953	-	5,000,000,000	9,491,572,543	-
	<b>8,430,000,000</b>	<b>30,557,455,553</b>	<b>-</b>	<b>8,430,000,000</b>	<b>28,558,697,010</b>	<b>-</b>

(ii) Included term deposits with original terms of more than 3 months and remaining maturities within 12 months from the balance sheet date at domestic commercial banks and having interest rates ranging from 4.1% per annum to 5.6% per annum (2023: 4.7% to 9.0% per annum) for the deposits in VND and 0% (2023: 0%) with deposits in USD.

## 5. SHORT-TERM TRADE ACCOUNTS RECEIVABLE

	31/12/2024 VND	31/12/2023 VND
Receivable from insurance contracts	115,996,056,850	115,996,056,850
- Receivable from direct insurance premium	26,643,620,270	26,643,620,270
- Receivable from co-insurers	2,789,964,130	2,789,964,130
- Receivable from inward reinsurance	10,777,393,249	10,777,393,249
- Receivable from outward reinsurance	75,785,079,201	75,785,079,201
Other trade receivables	4,173,384,116	5,800,934,433
	120,169,440,966	69,946,357,662

## 6. OTHER SHORT-TERM RECEIVABLES

### (a) Short-term

	31/12/2024 VND	31/12/2023 VND
Accrued interest income from deposits	32,949,013,819	53,612,381,778
Deposits for third party claim handling services	6,059,961,812	5,709,961,812
Others	2,697,239,863	1,713,306,634
	41,706,215,494	61,035,650,224

### (b) Long-term

	31/12/2024 VND	31/12/2023 VND
Insurance compulsory deposit (*)	9,469,125,000	9,030,000,000
Other long-term deposits	2,589,132,689	2,214,170,036
	12,058,257,689	11,244,170,036

(\*) Insurance compulsory deposit is an insurance deposit with original amount of USD 375,000. According to regulations, the Company is required to maintain an insurance compulsory deposit at 2% of the charter capital.

## 7. PROVISION FOR DOUBTFUL DEBTS

31/12/2024

	Cost VND	Recoverable amount VND	Provision VND
<b>Receivables that were past due or not past due but doubtful</b>	<b>1,420,163,741</b>	<b>940,147,849</b>	<b>(480,015,892)</b>
Receivables from direct insurance premium	195,703,751	136,992,626	(58,711,125)
Receivables from reinsurance activities	1,224,459,990	803,155,223	(421,304,767)

31/12/2023

	Cost VND	Recoverable amount VND	Provision VND
<b>Receivables that were past due or not past due but doubtful</b>	<b>1,399,774,638</b>	<b>796,762,860</b>	<b>(603,011,778)</b>
Receivables from direct insurance premium	274,695,630	142,184,546	(132,511,084)
Receivables from reinsurance activities	1,125,079,008	654,578,314	(470,500,694)

## 8. PREPAID EXPENSES

### (a) Short-term prepaid expenses

	31/12/2024 VND	31/12/2023 VND
Deferred commission expenses (*)	28,343,433,972	25,099,000,662
Software license fees	2,193,847,627	3,429,909,128
Other short-term prepaid expenses	1,117,063,753	814,684,868
	31,654,345,352	29,343,594,658

(\*) Movements of deferred commission expenses during the year were as follows:

	2024 VND	2023 VND
Beginning of year	25,099,000,662	21,101,119,352
Increase during year	87,588,101,189	82,352,201,874
Allocation during the year (Note 23)	(84,343,667,879)	(78,354,320,564)
End of year	28,343,433,972	25,099,000,662

### (b) Long-term prepaid expenses

	2024 VND	2023 VND
Tools and supplies expenses	1,655,903,384	1,215,703,051
Office maintenance, renovation expenses	687,628,881	1,208,779,182
Network and transmission expenses	1,489,710,025	2,449,834,488
Golf expenses	1,145,174,436	1,314,804,227
Other long-term prepaid expenses	13,862,507	301,660,230
	4,992,279,233	6,490,781,178



## 9. FIXED ASSETS

### (a) Tangible fixed assets

	Office equipment VND	Transportation VND	Total VND
<b>Historical cost</b>			
As at 1 January 2024	5,585,697,883	3,490,905,454	9,076,603,337
New purchases	1,068,900,000	-	1,068,900,000
Disposals	(523,720,268)	-	(523,720,268)
As at 31 December 2024	6,130,877,615	3,490,905,454	9,621,783,069
<b>Accumulated depreciation</b>			
As at 1 January 2024	(4,618,596,929)	(2,082,412,650)	(6,701,009,579)
Charge for the year	(666,907,762)	(378,472,728)	(1,045,380,490)
Disposals	523,720,268	-	523,720,268
As at 31 December 2024	(4,761,784,423)	(2,460,885,378)	(7,222,669,801)
<b>Net book value</b>			
As at 1 January 2024	967,100,954	1,408,492,804	2,375,593,758
As at 31 December 2024	1,369,093,192	1,030,020,076	2,399,113,268

Historical cost of fully depreciated tangible fixed assets but still in use as at 31 December 2024 was VND 4,923,956,807 (as at 31 December 2023: VND 3,832,918,807).

### (b) Intangible fixed assets

	Computer software VND
<b>Historical cost</b>	
As at 1 January 2024	14,250,655,769
New purchase	507,864,063
As at 31 December 2024	14,758,519,832
<b>Accumulated amortisation</b>	
As at 1 January 2024	(8,819,679,579)
Charge for the year	(2,357,388,904)
As at 31 December 2024	(11,177,068,483)
<b>Net book value</b>	
As at 1 January 2024	5,430,976,190
As at 31 December 2024	3,581,451,349

Historical cost of fully amortised intangible fixed assets but still in use as at 31 December 2024 was VND 5,509,644,343 (as at 31 December 2023: VND 5,293,594,343).

## 10. TRADE ACCOUNTS PAYABLE

	31/12/2024 VND	31/12/2023 VND
Payables of insurance contracts	273,217,590,003	253,817,308,106
- Payable for outward reinsurance activities	255,973,375,370	236,837,510,155
- Payable for co-insurance	5,471,467,298	7,493,242,695
- Payable for insurance commission	10,684,275,853	7,931,110,569
- Other payables for insurance activities	1,088,471,482	1,555,444,687
Other trade payables	11,519,017,535	14,897,460,133
- IT advisory fees and other IT related service	2,894,240,444	3,420,944,992
- Compulsory fire and exploitation fund and compulsory civil liability fund	3,147,842,250	3,069,452,225
- Others	5,476,934,841	8,407,062,916
	284,736,607,538	268,714,768,239

As at 31 December 2024, the trade accounts payable that the Company is able to pay is VND 284,822,785,738 (as at 31 December 2023: VND 268,714,768,239).

## 11. TAX AND OTHER RECEIVABLES FROM/PAYABLES TO THE STATE

Movements in tax and other receivables from/payables to the State during the year were as follows:

### (a) Receivables

	As at 1/1/2024 VND	Receivable during the year VND	Offset during the year VND	As at 31/12/2024 VND
VAT to be reclaimed	3,200,089,767	13,068,585,849	(12,941,198,601)	3,327,477,015

### (b) Payables

	As at 1/1/2024 VND	Payable during the year VND	Offset during the year VND	Payment during the year VND	As at 31/12/2024 VND
Input VAT on domestically sold goods and services	3,343,981,967	60,693,218,740	(12,941,198,601)	(46,952,707,346)	4,143,294,760
CIT	14,738,877,444	30,614,756,041	-	(29,343,254,753)	16,010,378,732
Personal income tax	547,448,364	11,036,548,293	-	(10,946,059,283)	637,937,374
Other taxes	4,118,298,295	1,538,767,354	-	(1,550,184,718)	4,106,880,931
	22,748,606,070	103,883,290,428	(12,941,198,601)	(88,792,206,100)	24,898,491,797

## 12. DEFERRED COMMISSION INCOME

	31/12/2024 VND	31/12/2023 VND
Deferred commission income	48,812,102,020	47,284,062,207

Movements of deferred commission income during the year were as follows:

	2024 VND	2023 VND
Beginning of year	47,284,062,207	43,306,999,962
Increase during year	147,891,926,956	150,968,735,634
Allocation to revenue during the year (Note 20)	(146,363,887,143)	(146,991,673,389)
End of year	48,812,102,020	47,284,062,207

## 13. BONUS AND WELFARE FUNDS

Movements in bonus and welfare funds during the year were as follow:

	2024 VND	2023 VND
Beginning of year	16,225,420,747	15,595,942,728
Increase during year (Note 17)	6,127,372,735	6,412,267,276
Utilise during the year	(5,959,532,021)	(5,782,789,257)
End of year	16,393,261,461	16,225,420,747

## 14. TECHNICAL RESERVES

### (a) Claim reserves and unearned premium reserves

31/12/2024

	Direct insurance and inward reinsurance VND	Outward reinsurance VND	Net reserve VND
Claim reserves	1,280,253,033,372	(1,190,061,892,285)	90,191,141,087
In which:			
- Reserves for losses incurred and reported ("OSLR")	1,252,771,555,731	(1,190,061,892,285)	62,709,663,446
- Reserves for losses incurred but not yet reported ("IBNR")	27,481,477,641	-	27,481,477,641
Unearned premium reserves	314,989,220,230	(211,313,040,422)	103,676,179,808
	1,595,242,253,602	(1,401,374,932,707)	193,867,320,895

31/12/2023

	Direct insurance and inward reinsurance VND	Outward reinsurance VND	Net reserve VND
Claim reserves	397,009,791,853	(306,361,246,467)	90,648,545,386
In which:			
- Reserves for losses incurred and reported ("OSLR")	370,198,098,646	(306,361,246,467)	63,836,852,179
- Reserves for losses incurred but not yet reported ("IBNR")	26,811,693,207	-	26,811,693,207
Unearned premium reserves	301,091,456,981	(209,391,770,534)	91,699,686,447
	698,101,248,834	(515,753,017,001)	182,348,231,833

Movements of claim reserves and unearned premium reserves during the year were as follows:

Claim reserves:

2024

	Direct insurance and inward reinsurance VND	Outward reinsurance VND	Net reserve VND
Beginning of the year	397,009,791,853	(306,361,246,467)	90,648,545,386
Movements in the year (Note 22)	883,243,241,519	(883,700,645,818)	(457,404,299)
End of the year	1,280,253,033,372	(1,190,061,892,285)	90,191,141,087

2023

	Direct insurance and inward reinsurance VND	Outward reinsurance VND	Net reserve VND
Beginning of the year	340,246,965,331	(266,070,406,859)	74,176,558,472
Movements in the year (Note 22)	56,762,826,522	(40,290,839,608)	16,471,986,914
End of the year	397,009,791,853	(306,361,246,467)	90,648,545,386



Unearned premium reserves:

2024

	Direct insurance and inward reinsurance VND	Outward reinsurance VND	Net reserve VND
Beginning of the year	301,091,456,981	(209,391,770,534)	91,699,686,447
Movements in the year (Notes 18 and 19)	13,897,763,249	(1,921,269,888)	11,976,493,361
End of the year	314,989,220,230	(211,313,040,422)	103,676,179,808

2023

	Direct insurance and inward reinsurance VND	Outward reinsurance VND	Net reserve VND
Beginning of the year	263,357,843,985	(180,813,396,643)	82,544,447,342
Movements in the year (Notes 18 and 19)	37,733,612,996	(28,578,373,891)	9,155,239,105
End of the year	301,091,456,981	(209,391,770,534)	91,699,686,447

(b) Catastrophe reserves and equalisation reserves

	2024 VND	2023 VND
Beginning of the year	101,693,596,757	92,166,425,055
Increase in the year	10,273,858,487	9,527,171,702
End of the year	111,967,455,244	101,693,596,757

## 15. DEFERRED INCOME TAX

Deferred income tax assets and liabilities are offset when there is a legally enforceable right to offset deferred income tax assets against deferred income tax liabilities and when the deferred income taxes relate to the same taxation authority and same taxable unit. The details are as follows:

	2024 VND	2023 VND
Deferred income tax liabilities to be settled after more than 12 months	7,989,894,374	7,884,897,043

Deferred corporate income tax liabilities primarily relate to temporary differences arising from the revaluation of foreign currency-denominated term deposits.

The Company uses a tax rate of 20% in 2024 (2023: 20%) to determine deferred income tax assets and deferred income tax liabilities.

## 16. OWNERS' CAPITAL

	Charter capital		Contributed capital VND
	VND	%	
Tokio Marine Asia Pte. Ltd	153,000,000,000	51%	153,000,000,000
Bao Viet Holdings	147,000,000,000	49%	147,000,000,000
	300,000,000,000	100%	300,000,000,000

## 17. MOVEMENTS IN OWNERS' EQUITY

	Owners' capital VND	Foreign exchange differences (*) VND	Compulsory reserve fund VND	Retained earnings VND	Total VND
As at 1 January 2023	300,000,000,000	31,520,800,000	30,000,000,000	226,001,497,031	587,522,297,031
Profit for the year	-	-	-	128,245,345,495	128,245,345,495
Profit distributed	-	-	-	(92,516,181,094)	(92,516,181,094)
Appropriated to Bonus and Welfare Funds (Note 13) (**)	-	-	-	(6,412,267,276)	(6,412,267,276)
As at 31 December 2023	300,000,000,000	31,520,800,000	30,000,000,000	255,318,394,156	616,839,194,156
Profit for the year	-	-	-	122,547,454,707	122,547,454,707
Profit distributed (**)	-	-	-	(96,263,772,203)	(96,263,772,203)
Appropriated to Bonus and Welfare Funds (Note 13) (**)	-	-	-	(6,127,372,735)	(6,127,372,735)
As at 31 December 2024	300,000,000,000	31,520,800,000	30,000,000,000	275,474,703,925	636,995,503,925

(\*) The balance of foreign exchange difference of VND 31,520,800,000 as at 31 December 2024 represents the foreign exchange difference resulted from the conversion of accounting currency from USD to VND in 2008.

(\*\*) On 25 March 2024, Members' Council issued the Resolution No. 17/2024/NQ-HĐTV to approve on 2023 profit distribution of the Company.

(\*\*\*) The Company appropriated 5% profit after tax to bonus and welfare fund in accordance with the Company's Charter dated 3 October 2022.

## 18. INSURANCE PREMIUM

Year ended 31 December

	2024 VND	2023 VND
1. Direct insurance premiums	945,727,678,889	934,881,944,580
Health and personal accident insurance	146,786,970,677	121,700,822,638
Property, Damage and Fire Insurance	410,550,174,300	404,094,683,526
Cargo insurance	98,768,775,250	111,150,623,732
Motor vehicle insurance	22,768,375,901	22,770,434,260
Hull and P&I insurance	1,351,994,055	1,268,408,971
Liability insurance	96,992,109,439	97,983,989,238
Business risk insurance	14,651,151,222	17,016,706,921
Financial risk and Credit risk insurance	153,858,128,045	158,896,275,294
2. Inward reinsurance premiums	91,516,784,883	83,443,414,539
Health and personal accident insurance	1,074,213,888	622,652,143
Property, Damage and Fire Insurance	82,249,629,812	74,872,778,579
Cargo insurance	1,156,208,867	2,390,139,478
Motor vehicle insurance	2,920,469,303	597,193,502
Liability insurance	1,435,234,441	2,557,067,008
Business risk insurance	2,632,675,605	2,373,827,104
Financial risk and Credit risk insurance	48,352,967	29,756,725
3. Increase in unearned premium reserves for direct insurance and inward reinsurance (Note 14(a))	13,897,763,249	37,733,612,996
4. Total premium income (4=1+2-3)	1,023,346,700,523	980,591,746,123

## 19. OUTWARD REINSURANCE PREMIUM

Year ended 31 December

	2024 VND	2023 VND
<b>1. Total outward reinsurance premium</b>	<b>694,782,514,117</b>	<b>700,752,968,879</b>
Health and personal accident insurance	5,196,076,425	5,619,783,817
Property, Damage and Fire Insurance	454,013,698,569	442,304,152,045
Cargo insurance	34,403,542,717	40,834,544,060
Motor vehicle insurance	102,998,745	273,093,383
Hull and P&I insurance	1,329,460,405	1,247,268,232
Liability insurance	41,947,303,247	45,766,525,190
Business risk insurance	16,830,733,339	18,908,347,653
Financial risk and Credit risk insurance	140,958,700,670	145,799,254,499
<b>2. Increase in unearned premium reserve for outward reinsurance (Note 14(a))</b>	<b>1,921,269,888</b>	<b>28,578,373,891</b>
<b>3. Total outward reinsurance premium (3=1-2)</b>	<b>692,861,244,229</b>	<b>672,174,594,988</b>

## 20. OUTWARD REINSURANCE COMMISSION

Year ended 31 December

	2024 VND	2023 VND
Health and personal accident insurance	364,594,898	541,187,743
Property, Damage and Fire Insurance	99,688,303,422	97,669,991,040
Cargo insurance	6,732,292,048	8,618,283,110
Motor vehicle insurance	31,531,462	71,864,053
Hull and P&I insurance	170,471,738	201,606,348
Liability insurance	8,564,766,654	9,099,828,100
Business risk insurance	3,551,515,207	3,916,648,418
Financial risk and Credit risk insurance	27,260,411,714	26,872,264,577
	<b>146,363,887,143</b>	<b>146,991,673,389</b>

## 21. OTHER INCOME/EXPENSES OF INSURANCE ACTIVITIES

### (a) Other income

Year ended 31 December

	2024 VND	2023 VND
Claim settlement agent income	11,803,715,915	11,366,618,597
Policy management income	2,059,957,358	1,932,111,403
Others	-	458,870,000
	13,863,673,273	13,757,600,000

### (b) Other expenses

Year ended 31 December

	2024 VND	2023 VND
Risk assessment of insured objects expenses	3,035,978,660	3,454,806,334
Agent management fees	157,276,175	413,859,033
Co-insurance policy management fees	1,354,960,825	1,387,988,336
Preventive and loss reduction expenses	1,418,414,843	529,519,213
Compulsory contributions	3,081,723,949	3,138,810,511
Other expenses	5,700,559,075	5,922,771,791
	14,748,913,527	14,847,755,218

## 22. TOTAL CLAIM SETTLEMENT EXPENSES

Year ended 31 December

	2024 VND	2023 VND
<b>1. Gross claim expenses</b>	<b>483,502,632,068</b>	<b>279,191,268,122</b>
Health and personal accident insurance	90,229,519,511	79,932,180,287
Property, Damage and Fire Insurance	92,928,177,638	132,446,825,065
Cargo insurance	18,327,590,794	16,813,937,772
Motor vehicle insurance	6,716,913,961	7,243,754,065
Hull and P&I insurance	3,774,745	2,045,573,304
Liability insurance	18,999,769,132	21,265,360,708
Business risk insurance	1,649,968,033	65,792,986
Financial risk and Credit risk insurance	254,646,918,254	19,377,843,935
<b>2. Deductions from gross claim expenses</b>	<b>(5,436,079,069)</b>	<b>(7,187,695,807)</b>
<b>3. Recoveries from outward reinsurance</b>	<b>340,929,728,338</b>	<b>151,865,262,202</b>
<b>4. Increase in direct insurance and inward reinsurance claim reserves (Note 14(a))</b>	<b>883,243,241,519</b>	<b>56,762,826,522</b>
<b>5. Increase in outward claim reserves (Note 14(a))</b>	<b>883,700,645,818</b>	<b>40,290,839,608</b>
<b>6. Net claim expenses (6=1+2-3+4-5)</b>	<b>136,679,420,362</b>	<b>136,610,297,027</b>



## 23. COMMISSION EXPENSES

Year ended 31 December

	2024 VND	2023 VND
Health and personal accident insurance	11,100,231,166	9,491,655,794
Property, Damage and Fire Insurance	38,511,661,735	36,088,250,140
Cargo insurance	5,446,344,861	6,148,101,924
Motor vehicle insurance	1,027,154,039	595,122,116
Hull and P&I insurance	93,859,990	112,361,431
Liability insurance	7,848,580,046	7,894,712,110
Business risk insurance	1,737,699,886	1,964,522,038
Financial risk and Credit risk insurance	18,578,136,156	16,059,595,011
	84,343,667,879	78,354,320,564

## 24. FINANCIAL INCOME

Year ended 31 December

	2024 VND	2023 VND
Interest income from deposits	53,674,212,401	73,689,382,229
Investment income from bonds	-	6,299,978,206
Dividends and profits received	846,094,000	769,177,000
Foreign exchange gains	10,544,394,117	6,882,248,234
	65,064,700,518	87,640,785,669

## 25. FINANCIAL EXPENSE

Year ended 31 December

	2024 VND	2023 VND
Investment expenses	369,195,535	3,090,984,603
Foreign exchange losses	2,191,460,535	2,546,689,293
	2,560,656,070	5,637,673,896

## 26. GENERAL AND ADMINISTRATION EXPENSES

Year ended 31 December

	2024 VND	2023 VND
Staff costs	99,944,390,649	99,596,437,365
IT maintenance consulting expenses	16,989,393,905	17,126,604,169
Depreciation and amortisation of fixed assets	3,402,769,394	2,932,629,743
Office equipment expense	1,935,279,534	1,876,718,205
Taxes, fees and charges	917,964,884	780,598,172
Rental and maintenance expenses	11,487,873,042	10,768,230,458
Outside services expenses	18,993,993,651	19,688,243,159
Reversal provision for doubtful debts	(122,995,886)	(311,112,969)
Other expenses	350,000,000	256,874,445
	153,898,669,173	152,715,222,747

## 27. CIT

The CIT on the Corporation's accounting profit before tax differs from the theoretical amount that would arise using the applicable tax rate of 20% as follows:

Year ended 31 December

	2024 VND	2023 VND
Net accounting profit before tax	153,267,208,079	159,684,222,080
Tax calculated at a rate of 20%	30,653,441,616	31,936,844,416
Effect of:		
Income not subject to tax	(169,218,800)	(153,835,400)
Expenses not deductible for tax purposes	340,636,684	700,725,950
Temporary differences for which no deferred income tax was recognised	(105,106,128)	(1,044,858,381)
CIT charge (*)	30,719,753,372	31,438,876,585
Charged to income statement:		
CIT – current (Note 11)	30,614,756,041	31,043,254,753
CIT – deferred	104,997,331	395,621,832
	30,719,753,372	31,438,876,585

The CIT on the Corporation's accounting profit before tax differs from the theoretical amount that would arise using the applicable tax rate of 20% as follows:

## 28. FINANCIAL RATIOS OF THE CORPORATION

	Unit	2024	2023
<b>1. Asset and equity structure</b>			
<b>1.1 Asset structure</b>			
- Long-term assets/Total assets	%	0.84	1.41
- Short-term assets/Total assets	%	99.16	98.59
<b>1.2 Equity structure</b>			
- Total liabilities/Total resources	%	76.90	66.00
- Owners' equity/Total resources	%	23.10	34.00
<b>2. Liquidity</b>			
2.1 Liquidity ratio	times	1.30	1.52
2.2 Current ratio	times	1.30	1.50
2.3 Quick ratio	times	0.54	0.93

Year ended 31 December

	Unit	2024	2023
<b>3. Profitability</b>			
<b>3.1 Profit margins</b>			
- Net profit before tax/Revenue	%	27.57	28.65
- Net profit after tax/Revenue	%	22.05	23.01
<b>3.2 Return on assets</b>			
- Net profit before tax/Total assets	%	5.56	8.80
- Net profit after tax/Total assets	%	4.44	7.07
<b>3.3 Net profit after tax/Owners' equity</b>	%	19.24	20.79

## 29. FINANCIAL RISK MANAGEMENT

### Capital risk management

The Company manages its capital to ensure that the Company will be able to continue as a going-concern while maximising the return to shareholders through the optimisation of the equity and debt balance.

The capital structure of the Company consists of equity attributable to shareholders (comprising contributed capital, reserves and undistributed earnings, and debts).

### Significant accounting policies

Details of the significant accounting policies and methods adopted (including the criteria for recognition, basis of measurement and recognition of income and expenses) for each class of financial assets, financial liabilities and equity instruments are disclosed in Note 2.

### Categories of financial instruments

	Carrying value (*)	
	31/12/2024 VND	31/12/2023 VND
<b>Financial assets</b>		
Cash and cash equivalents	6,375,255,373	37,879,593,293
Trade and other short-term receivables (*)	161,875,656,460	130,982,007,886
Others long-term receivables	12,058,257,689	11,244,170,036
Short-term investments (*)	1,130,751,000,685	1,072,186,250,000
	1,311,060,170,207	1,252,292,021,215
<b>Financial liabilities</b>		
Trade and other short-term payables	284,824,233,824	269,542,923,595

(\*) Figures are before provision

The Company has not assessed fair value of its financial assets and financial liabilities as at the balance sheet date since there is no detailed guidance under Circular No. 210/2009/TT-BTC issued by the Ministry of Finance on 6 November 2009 ("Circular 210") and other relevant prevailing regulations to determine fair values of these financial assets and financial liabilities. While Circular 210 refers to the application of International Financial Reporting Standards ("IFRS") on presentation and disclosures of financial instruments, it does not adopt the equivalent guidance for the recognition and measurement of financial instruments, including application of fair value, in accordance with IFRS.

### Financial risk management objectives

The Company has set up a risk management system to identify and assess the risks exposed by the Company and designed control policies and procedures to manage those risks at an acceptable level. The risk management system is reviewed on a regular basis to reflect changes in market conditions and the Company's operations.

The Company's activities may be exposed to risks include insurance risk, market risk, credit risk and liquidity risk. In general, the Company's risk management policies are intended to minimise the potential adverse effects of these risks on the Company's business performance.

**(a) Insurance risk***Assumptions, changes in assumptions and sensitivity analysis*

The process used to determine the assumptions is intended to result in estimates of the most likely outcome. The sources of data used as inputs for the assumptions are internal, based on detailed studies that are carried out regularly. The assumptions are checked to ensure that they are consistent with other observable information. There is more emphasis on current trends, and where there is insufficient historical information, prudent assumptions are used.

The nature of the business makes it very difficult to predict with certainty the outcome of any particular claim and the ultimate cost. Each notified claim is assessed on a consolidated case by case basis with due regard to the circumstances, information available from loss adjusters and historical evidence of similar claims. Case estimates are reviewed regularly and are updated as and when new information arises. The impact of many of the items affecting the ultimate costs of the loss is difficult to estimate.

The method in calculating the claims reserves are disclosed in Note 2.14.

The Company issues general insurance contracts, risks under general insurance contracts usually cover a twelve-month duration.

For general insurance contracts, the significant risks arise from climate changes and natural disasters. Vietnam has suffered heavily from catastrophes loss such as tropical typhoon, river flood, flash flood, heavy rain and landslide. It is expected that tropical typhoon will affect Vietnam regularly with the high severity and insured losses. In view of the exposures, the general insurance has arranged the reinsurance protection for the fire, engineering, marine portfolios, etc against the catastrophe events to minimise the risks.

For longer tail claims that take over a year to settle, there is also inflation risk. These risks do not vary significantly in relation to the location of the risk insured by the general insurance, type of risk insured and by industry.

The above risk exposure is mitigated by diversifying across a large portfolio of insurance products, distribution channels and selecting the low insurance risk products. The variability of risks is improved by careful selection and implementation of underwriting strategies, which are designed to ensure that risks are diversified in terms of type of risk and level of insured benefits. This is largely achieved through diversification across industry sectors. Further, strict claim review policies to assess all new and on-going claims, regular detailed review of claims handling procedures and frequent investigation of possible fraudulent claims are all policies and procedures put in place to reduce the risk exposure of the general insurance. The Company further enforces a policy of activity managing and promptly pursuing claims, in order to reduce its exposure to unpredictable future developments that can negatively impact the business. Inflation risk is mitigated by taking expected inflation into account when estimating insurance contract liabilities.

The Company has also limited its exposure by imposing maximum claim amounts on certain contracts as well as the use of reinsurance arrangements in order to limit exposure to catastrophic events (e.g. typhoon and flood damages).

The purpose of these underwriting and reinsurance strategies is to limit exposure to catastrophes based on the general insurance's risk appetite as decided by the Board of Directors. The Board of Directors may decide to increase or decrease the maximum tolerances based on market conditions and other factors.

**Capital management activities**

The Company always aims to maintain a strong capital base to support the development of its business and to comply with regulatory capital and the solvency requirements regulated in the relevant local regulations. The table below presents the solvency capital and the minimum solvency margin of the Company.

	Solvency capital	Minimum solvency margin	Solvency margin percentage
As at 31 December 2024	VND 568,825 million	VND 109,479 million	519.58%
As at 31 December 2023	VND 554,118 million	VND 106,258 million	521.49%

**(b) Market risk**

Market risk is the risk that the fair value or future cash flows of a financial instrument will fluctuate with the fluctuation of market price. Market risk includes 3 types of risk: currency risk, price risk and interest rate risk.

**(i) Currency risk**

The Company's activities expose primarily to the financial risks of fluctuations in foreign currency exchange rates.

To manage foreign currencies for reinsurance settlement, the Company undertakes certain transactions denominated in foreign currencies; consequently, exposures to exchange rate fluctuations arise.

The book value of monetary assets and liabilities in foreign currency as at the end of the year were as follows:

	Assets		Liabilities	
	31/12/2024 VND	31/12/2023 VND	31/12/2024 VND	31/12/2023 VND
US Dollar	100,645,671,493	104,368,551,382	41,210,260,724	50,213,274,067
Others	64,241,546	44,949,350	4,051,479,419	1,611,051,381

The Company's business is mainly exposed to the changes in United States Dollar exchange rates.

The sensitivity rate of 5% is used by the Board of Management when analysing foreign currency risk and represents the Board of Management's assessment of the reasonably possible change in foreign exchange rates. The sensitivity analysis includes only outstanding foreign currency denominated monetary items and adjusts their translation at the year-end for a 5% change in foreign currency rates. For a 5% increase/decrease in the following foreign currencies against Vietnamese Dong, the profit before tax in the year would increase /decrease (2023: increase /decrease) by the respective amounts as follows:

Year ended 31 December		
	2024 VND	2023 VND
USD	2,971,770,538	2,707,763,866

**(ii) Price risk**

Shares held by the Company are affected by market risks arising from the uncertainty about future prices of such shares. The Company manages this risk exposure by setting up investment limits. The Company's Board of Management also assesses and approves decisions on share investments such as operating industry, investees. The Company assesses the share price risk as insignificant.

The Company is also exposed to equity price risks arising from investments in associates and other long-term investments. The Company's Board of Management assesses and approves decisions on these investments such as the operating industry, the investees. The above investments are held as long-term strategic investments rather than for trading purposes. The Company does not have intention to trade these investments in the foreseeable future. The Company reviews and assesses these investments on an annual basis to provide concrete policies in order to ensure legal compliance and investment effectiveness.

**(iii) Interest rate risk**

The Company is not exposed to significant interest rate risk as the Company's borrowings are mainly at fixed rates.



**(c) Credit risk**

Credit risk refers to the risk that counterparty will default on its contractual obligations resulting in financial loss to the Company. The Company has a credit policy in place and the exposure to credit risk is monitored on an ongoing basis. The Company's business operation is non-life insurance; accordingly, the Company's credit risk mainly focuses on customers operating in direct insurance, reinsurance. As at the balance sheet date, there is credit risk arising on the overdue trade receivables (Note 7). The Company has made sufficient provision for such receivables.

**(d) Liquidity risk**

The purpose of liquidity risk management is to ensure the availability of funds to meet present and future financial obligations. The Company's policy is to regularly monitor current and expected liquidity requirements to ensure that the Company maintains sufficient reserves of cash, and adequate committed funding from its shareholders to meet its liquidity requirements in the short and longer term.

The following table details the Company's remaining contractual maturity for its non-derivative financial assets and financial liabilities with agreed repayment periods. The table has been drawn up based on the undiscounted cash flows of financial assets and undiscounted cash flows of financial liabilities based on the earliest date on which the Company can be required to pay. The inclusion of information on non-derivative financial assets is necessary in order to understand the Company's liquidity risk management as the liquidity is managed on a net asset and liability basis.

	Total VND	Less than one year VND	Above one year VND	No maturity date VND
<b>As at 31 December 2024</b>				
<b>Financial assets</b>				
Cash	6,375,255,373	6,375,255,373	-	-
Trade and other receivables	173,933,914,149	161,875,656,460	2,589,132,689	9,469,125,000
Short-term investments	1,130,751,000,685	1,130,751,000,685	-	-
	1,311,060,170,207	1,299,001,912,518	2,589,132,689	9,469,125,000
<b>Financial liabilities</b>				
Trade and other payables	284,824,233,824	284,824,233,824	-	-
	284,824,233,824	284,824,233,824	-	-
Net liquidity gap	1,026,235,936,383	1,014,177,678,694	2,589,132,689	9,469,125,000
<b>As at 31 December 2023</b>				
<b>Financial assets</b>				
Cash	37,879,593,293	37,879,593,293	-	-
Trade and other receivables	142,226,177,922	130,982,007,886	2,214,170,036	9,030,000,000
Short-term investments	1,072,186,250,000	1,072,186,250,000	-	-
	1,252,292,021,215	1,241,047,851,179	2,214,170,036	9,030,000,000
<b>Financial liabilities</b>				
Trade and other payables	269,542,923,595	269,542,923,595	-	-
	269,542,923,595	269,542,923,595	-	-
Net liquidity gap	982,749,097,620	971,504,927,584	2,214,170,036	9,030,000,000

## 30. RELATED PARTY DISCLOSURES

During the year, the Company had transactions with the following related parties:

Related parties	Relationship
Tokio Marine Asia Pte. Ltd	Owner
Bao Viet Holdings	Owner
BaoViet Insurance Corporation	Owned by Bao Viet Holdings
The Tokio Marine and Nichido Fire Insurance Co., Ltd	Indirect investment via Tokio Marine Asia Pte. Ltd
Tokio Marine Insurance Singapore Ltd.	Subsidiary of the Tokio Marine and Nichido Fire Insurance Co., Ltd

### (a) Related party transactions

	Year ended 31 December	
	2024 VND	2023 VND
<b>(i) Tokio Marine Asia Pte. Ltd.</b>		
Dividend paid	49,094,523,825	47,183,252,358
IT consulting expenses	4,827,853,819	5,012,745,864
Internal audit, compliance, risk management and other services expenses	2,488,060,258	4,107,495,288
Risk assessment consulting services expenses	1,944,958,000	2,209,946,750
<b>(ii) Bao Viet Holdings</b>		
Dividend paid	47,169,248,381	45,332,928,736
<b>(iii) Bao Viet Insurance Corporation</b>		
Inward reinsurance premiums	4,755,984,959	5,991,401,814
Inward reinsurance commissions	664,242,518	664,880,193
Inward reinsurance claims	242,843,872	25,624,075
Outward reinsurance premiums	36,438,482,488	33,475,672,022
Outward reinsurance commissions	9,519,396,171	8,885,124,319
Outward reinsurance claims recoveries	9,908,277,490	6,237,823,493
<b>(iv) Tokio Marine and Nichido Fire Insurance Co., Ltd.</b>		
Claim settling Agent fee	10,868,877,250	10,145,846,840
Outward reinsurance premiums	156,108,183,032	162,735,597,175
Outward reinsurance commissions	32,473,004,177	37,838,664,611
Outward reinsurance claims recoveries	19,599,636,507	28,999,584,222
<b>(v) Tokio Marine Insurance Singapore Ltd.</b>		
Inward reinsurance premiums	6,585,270,725	8,693,661,069
Inward reinsurance commissions	1,546,612,233	2,016,162,335
Outward reinsurance premiums	187,522,911,894	191,296,383,333
Outward reinsurance commissions	43,815,988,668	45,185,401,763
Outward reinsurance claims recoveries	82,046,091,773	25,239,372,004
Claim settling Agent fee	380,214,343	181,079,942
<b>vi) Compensation of key management</b>		
Total Salary, bonus, allowance and other benefit	10,942,598,245	10,293,862,869

**(b) Balances with related parties**

Year ended 31 December

	2024 VND	2023 VND
<b>(i) Tokio Marine Asia Pte. Ltd.</b>		
IT consulting payables	1,788,348,681	2,726,727,326
<b>(ii) Bao Viet Insurance Corporation</b>		
Outward reinsurance payables	15,838,148,581	14,628,116,824
Outward reinsurance receivables	11,178,532,590	4,472,775,532
Co-insurance reinsurance payables	2,564,262,711	3,780,040,488
<b>(iii) Tokio Marine and Nichido Fire Insurance Co., Ltd.</b>		
Claim settling Agent fee receivables	3,532,266,464	4,734,741,692
Outward reinsurance payables	52,883,626,890	71,353,367,130
Outward reinsurance receivables	8,352,194,476	10,106,458,626
<b>(iv) Tokio Marine Insurance Singapore Ltd.</b>		
Outward reinsurance payables	31,926,693,331	28,638,240,816
Outward reinsurance receivables	16,892,572,614	2,601,807,361

**31. SUMMARY OF CLAIMS**

	2020 Million VND	2021 Million VND	2022 Million VND	2023 Million VND	2024 Million VND	Total Million VND
<b>I. Accumulated claim reserves</b>						
Accumulated claim reserves to 31/12/2024 (1)	82,758	72,399	125,579	142,281	124,141	547,158
<b>II. Accumulated claims amount paid</b>						
Paid in 2020	(47,983)	-	-	-	-	(47,983)
Paid in 2021	(32,005)	(48,393)	-	-	-	(80,398)
Paid in 2022	(2,454)	(22,670)	(79,665)	-	-	(104,789)
Paid in 2023	(311)	(897)	(33,885)	(84,213)	-	(119,306)
Paid in 2024	(4)	(432)	(5,711)	(43,989)	(86,890)	(137,026)
<b>Paid claims accumulated to the current year (2)</b>	<b>(82,757)</b>	<b>(72,392)</b>	<b>(119,261)</b>	<b>(128,202)</b>	<b>(86,890)</b>	<b>(489,502)</b>
<b>III. Total outstanding claim reserves (3) = (1) + (2) (*)</b>	<b>1</b>	<b>7</b>	<b>6,318</b>	<b>14,079</b>	<b>37,251</b>	<b>57,656</b>
Outstanding claim reserves before 2020	-	-	-	-	-	5,053
Total outstanding claim reserves at the year end (*)	1	7	6,318	14,079	37,251	62,709
<b>IV. Estimated surplus or deficit claim reserves (4)</b>	<b>6,882</b>	<b>6,930</b>	<b>(4,780)</b>	<b>(10,001)</b>	<b>-</b>	<b>(969)</b>
<b>V. Percentage of reserve surplus or deficit on estimated claim expenses (5)=(4)/(1)</b>	<b>8.32%</b>	<b>9.57%</b>	<b>-3.81%</b>	<b>-7.03%</b>	<b>0.00%</b>	<b>-0.18%</b>


(\*) The outstanding claim reserves is presented based on the net amount between the claim reserves of direct insurance, inward reinsurance and the claim reserves of outward reinsurance

## 32. COMMITMENTS

### Commitments under operating leases

The future minimum lease payments under non-cancellable operating leases were as follows:

	Year ended 31 December	
	2024 VND	2023 VND
Office and apartment lease commitment		
Within one year	15,060,947,641	9,995,163,527
Between one and five years	15,507,187,112	10,972,422,000
	30,568,134,753	20,967,585,527



Ms. Pham Thu Trang  
Chief Accountant



Yasuniro Takeda  
Legal Representative/ General Director

21 March 2025

# **Tokio Marine Insurance Vietnam Co.,Ltd.**

## **Hanoi Head Office**

Room 601, 6th Floor, Sun Red  
River Building, No. 23 Phan Chu Trinh Street,  
Hoan Kiem District, Hanoi  
Tel: (84-24) 39330704  
Fax: (84-24) 39330706

## **Haiphong Representative Office**

Harbour View building,  
12 Tran Phu, Ngo Quyen District, Hai Phong City  
Tel: (84-225) 325 0456  
Fax: (84-225) 325 0457

## **Ho Chi Minh City Branch**

Floor 14, Lim Tower 3, 29A Nguyen Dinh Chieu,  
Dakao Commune, District 1, Ho Chi Minh City  
Tel: (84-28) 3822 1340  
Fax: (84-28) 3822 1338

## **Danang Representative Office**

Floor 14, 249 Nguyen Van Linh, Vinh Trung Ward,  
Thanh Khe District, Danang City  
Tel: (84-236) 384 3899  
Fax: (84-236) 384 3799